

Fiscal Year 2013 Third Quarter Results Presentation

Supplementary Materials

GMO INTERNET

STOCK CODE 9449

October 30, 2013

Significant Group Companies

102 Group Companies (71 consolidated, 24 non-consolidated, 3 equity method affiliates, 4 non-equity method affiliates)

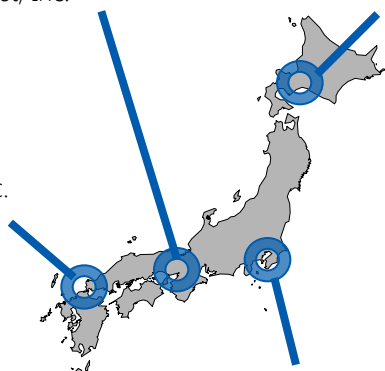
GMO Payment Gateway, Inc.
(Western Japan Sales Office)

GMO Solution Partner, Inc. (Osaka Sales Office)

GMO CLOUD West, Inc.
DigiRock, Inc.

GMO DIGITAL Lab, Inc.
CMT, Inc.

GMO Business Support, Inc.
paperboy & co.
(Fukuoka Branch)



GlobalSign China
GMO CLICK HONG KONG LTD
GMO GameCenter Korea, Inc.

(US)
GMO CLOUD AMERICA, Inc.
GMO GlobalSign, Inc.
GMO GameCenter USA, Inc.

(UK)
GMO GlobalSign Ltd.
GMO CLICK UK LTD
(Belgium)
GlobalSign NV
(Certificate Authority)

(Vietnam)
GMO RunSystem Corporation
GMO Vietnam Lab Center Co. Ltd.
(Singapore)
GMO Internet Pte. Ltd.
GMO CLOUD Pte. Ltd.
GMO GlobalSign Pte. Ltd.
GMO Payment Gateway Pte. Ltd.



Web Infrastructure & Ecommerce

- ★ GMO Internet, Inc. (TSE:9449)
- ★ GMO CLOUD, Inc. (TSE:3788)
- ★ paperboy & co. Inc. (JASDAQ: 3633)
- ★ GMO Payment Gateway, Inc. (TSE:3769)
- GlobalSign K.K.
- GMO Fast Translation, Inc.
- GMO MAKESHOP Co. Ltd.
- GMO Commerce, Inc.
- GMO Epsilon, Inc.
- Social Appli Payment Service, Inc
- GMO Payment Services, Inc.
- GMO Registry, Inc.
- GMO System Consulting, Inc.
- GMO Creators Network, Inc.
- (and other companies)

Internet Media

- ★ GMO AD Partners, Inc. (JASDAQ:4784)
- GMO NIKKO, Inc.
- GMO Mobile, Inc.
- GMO Research, Inc.
- GMO Searchteria, Inc.
- GMO Media, Inc.
- GMO Solution Partner, Inc.
- JWord, Inc.
- GMO TECH, Inc.
- Booklog, Inc.
- Innovators, Inc.
- (and other companies)

Internet Securities

- GMO CLICK Holdings, Inc.
- GMO CLICK Securities, Inc.
- GMO CLICK Investment, Inc.
- ★ FX PRIME Corporation (JASDAQ: 8711)

Incubation






- GMO Venture Partners, Inc.

Social & Smartphone

- GMO GameCenter, Inc.
- REGXE, Inc.
- GMO Kumapon, Inc.
- (and other companies)

★ Listed Company

Listed Group Companies (3 mths to September)

(JPY millions)					
Stock Code	TSE Mothers (3788)	TSE 1st Section (3769)	JASDAQ Standard (4784)	JASDAQ Standard (3633)	JASDAQ Standard (8711)
Fiscal Term	Q3 FYE 12/2013	Q4 FYE 9/2013	Q3 FYE 12/2013	Q3 FYE 12/2013	Q2 FYE 3/2014
Net Sales	2,489	1,563	4,649	1,019	847
Operating Profit	224	472	116	131	192
Ordinary Profit	200	465	100	126	190
Net Profit	108	270	12	69	201

*Compiled from each companies' quarterly P/L statements

Revenue Breakdown by Segment

(JPY millions)

	Q3/2012	Q4/2012	Q1/2013	Q2/2013	Q3/2013
◆Web Infrastructure & Ecommerce					
Internet Access Provider	502	656	827	1,112	1,256
Domain	1,043	942	1,138	1,184	1,106
Web Hosting	3,186	3,327	3,342	3,465	3,427
Ecommerce Solutions	676	761	845	749	967
Security	511	504	616	658	674
Payment Processing	1,271	1,281	1,382	1,426	1,519
Other	590	629	898	838	787
Segment Total	7,783	8,102	9,051	9,436	9,738
◆Internet Media					
Internet Media & Search Marketing	2,459	2,347	2,514	2,532	2,523
Internet Advertising Agency	3,854	3,673	4,491	4,610	4,382
Other	347	469	482	462	434
Segment Total	6,662	6,490	7,488	7,604	7,339
◆Internet Securities					
Internet Securities	3,436	4,837	5,528	5,685	5,162
Segment Total	3,436	4,837	5,528	5,685	5,162
◆Social & Smartphone					
Smartphone Game	267	435	863	1,231	1,147
Daily Deals	421	383	397	392	338
Segment Total	689	818	1,261	1,624	1,486
◆Incubation					
Incubation	36	525	41	42	61
Segment Total	36	525	41	42	61
Adjustment for internal transactions	-516	-456	-560	-520	-479
Consolidated Revenue	18,091	20,319	22,810	23,873	23,310

Cost Composition (Consolidated)

(JPY millions)

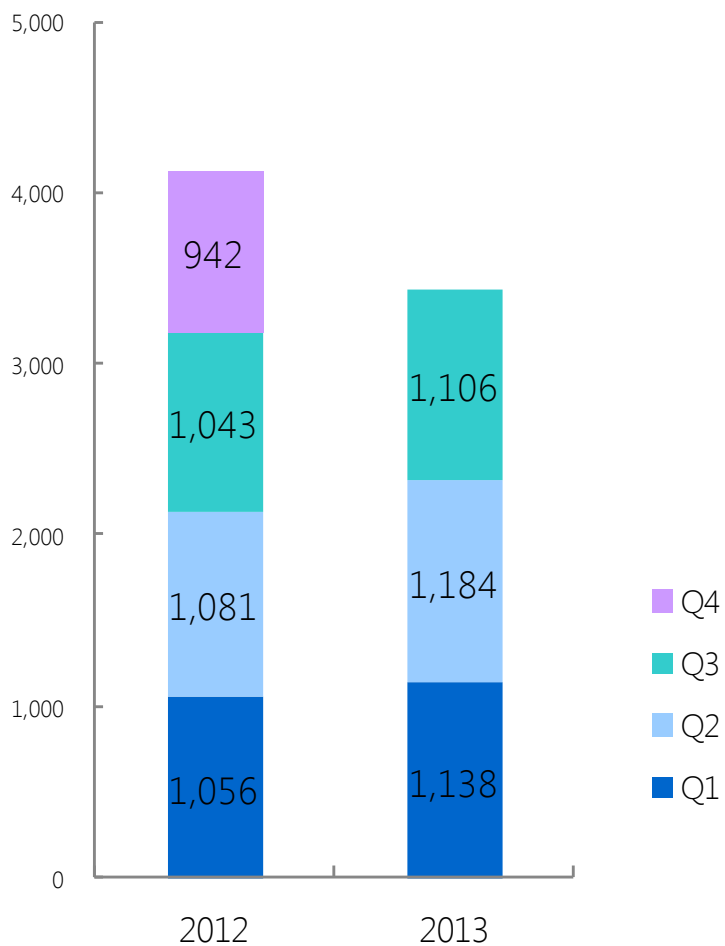


Domain Registration

Revenue

+6.0%
(3 mths to Sep)

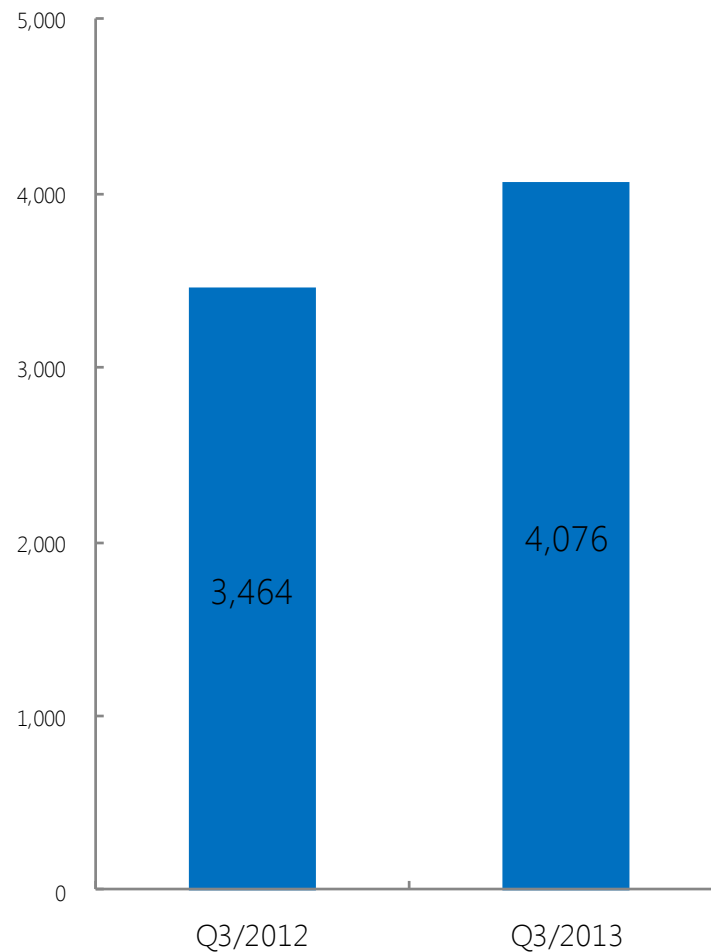
(JPY millions)



Registrations

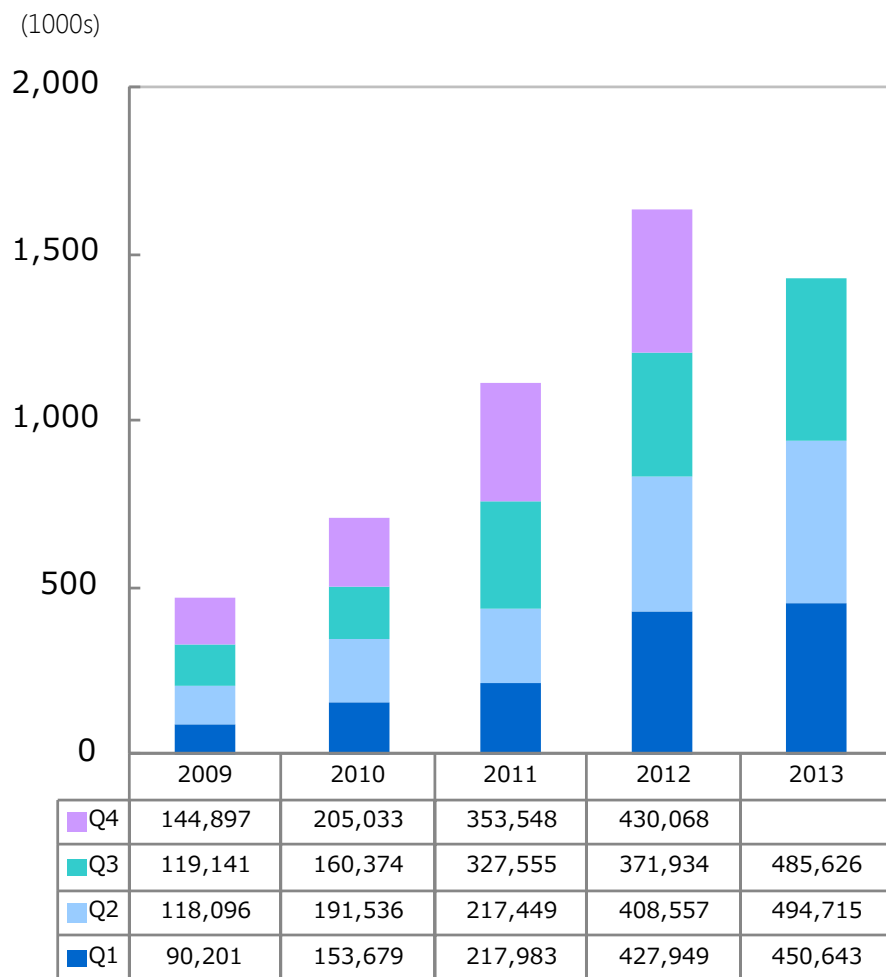
+17.7%
(As of end of Sep)

(1000s)

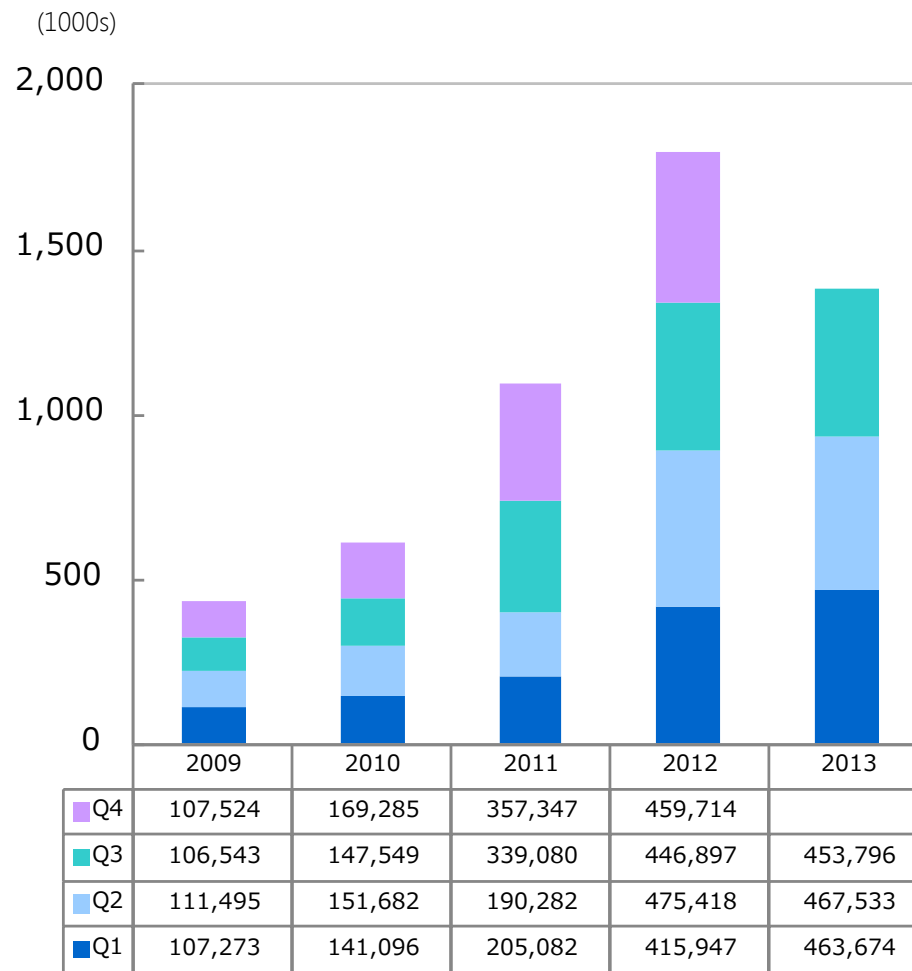


New Domains & Domain Renewals

New Domain Registrations



Renewals



Web Hosting – Performance

Revenue

+7.5%

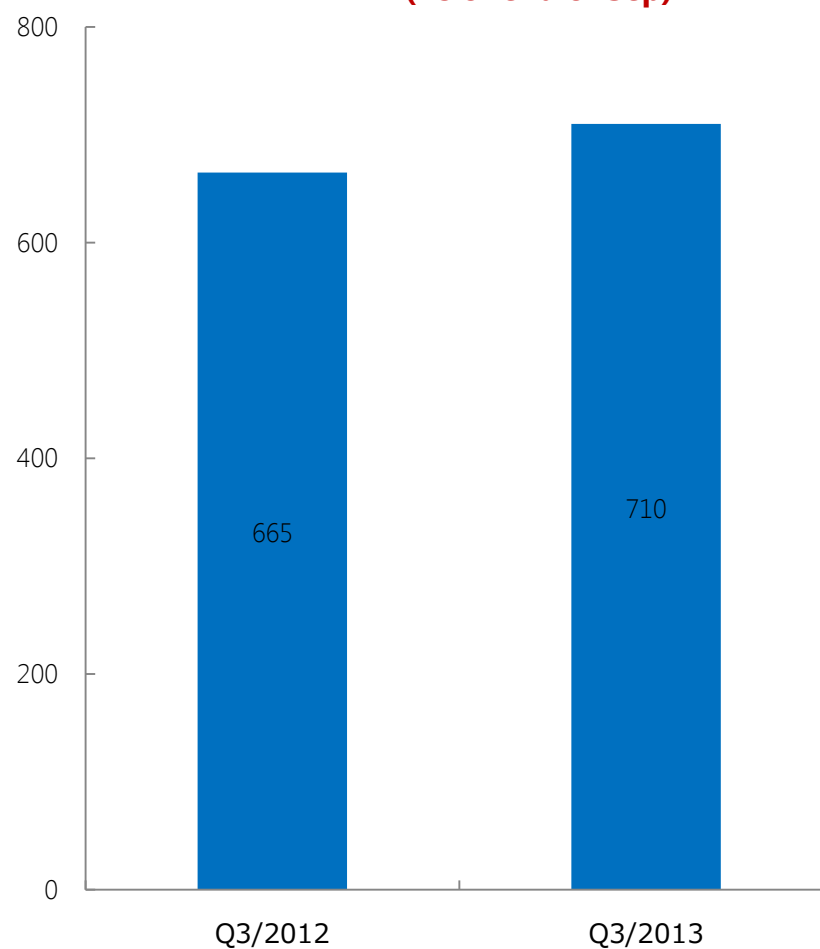
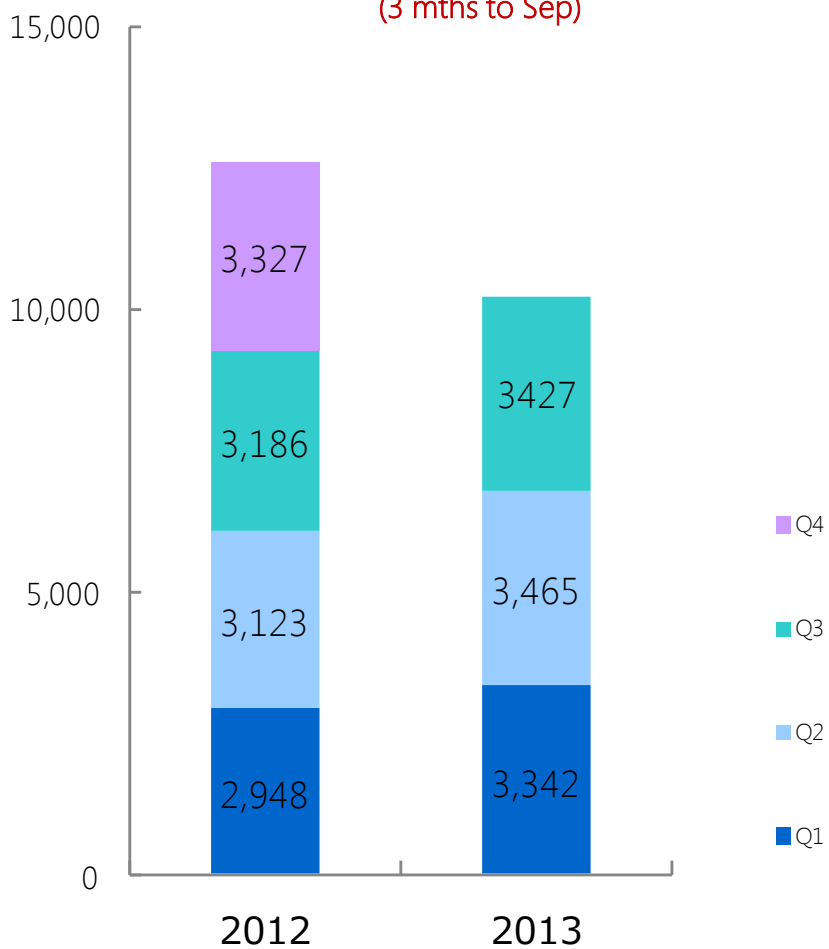
(3 mths to Sep)

Contracts

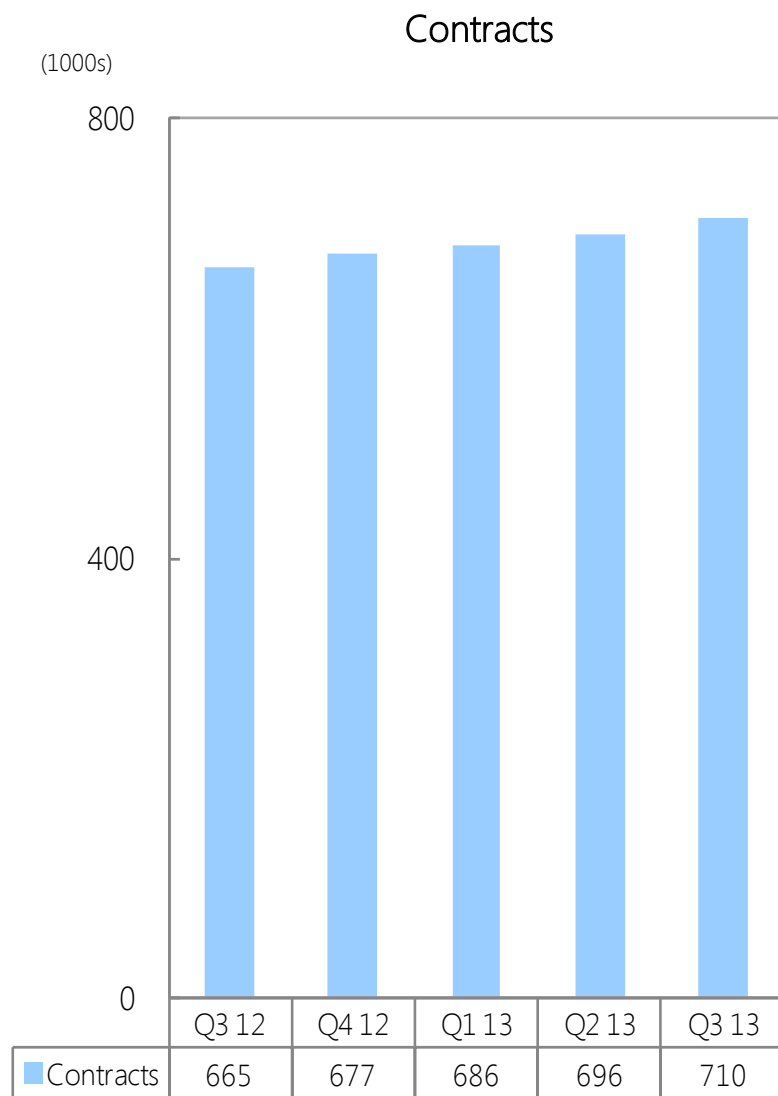
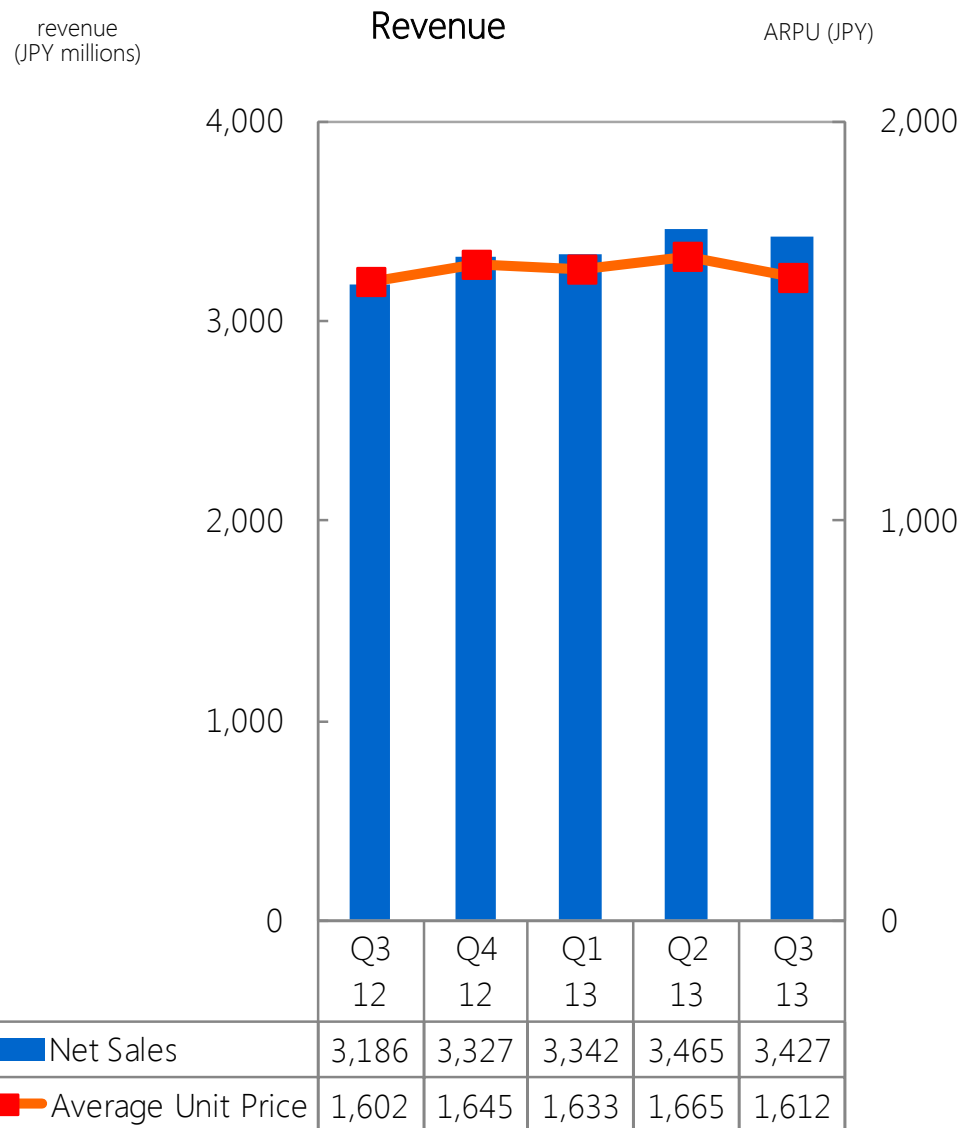
+6.7%

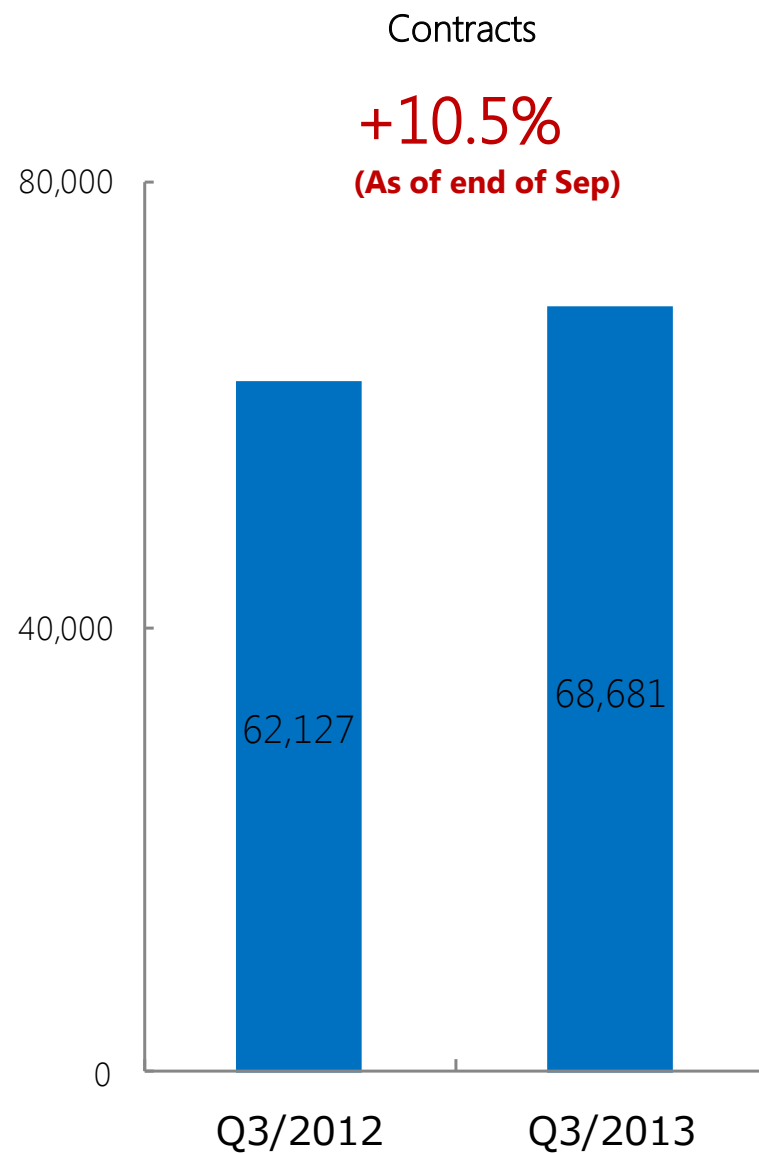
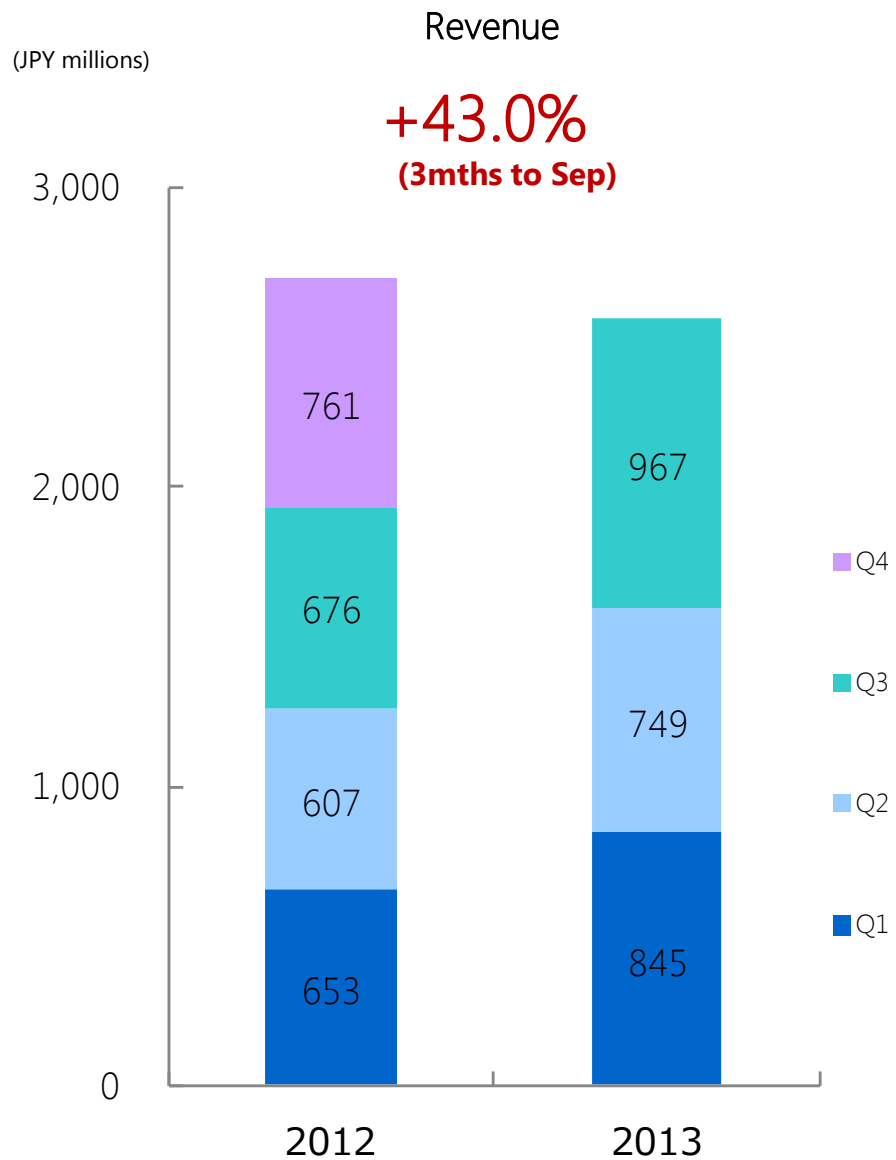
(As of end of Sep)

(JPY millions)



Web Hosting – Key Indicators





Ecommerce Business Parameters

			Total
Stores	50,000	18,000	68,000
Transaction Volume (Quarterly)	JPY19.9B	JPY27.0B	JPY 47.0B
No. of Transactions (Quarterly)	1.95M	1.61M	3.56M

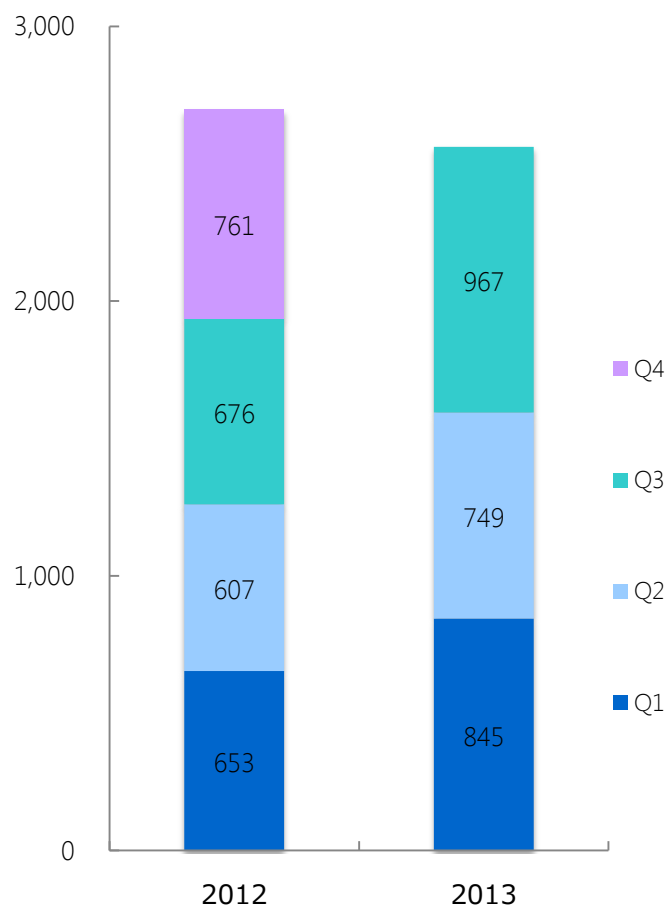
(As of end of September 2013)

Security – Performance

Revenue

+31.8%
(3mths to Sep)

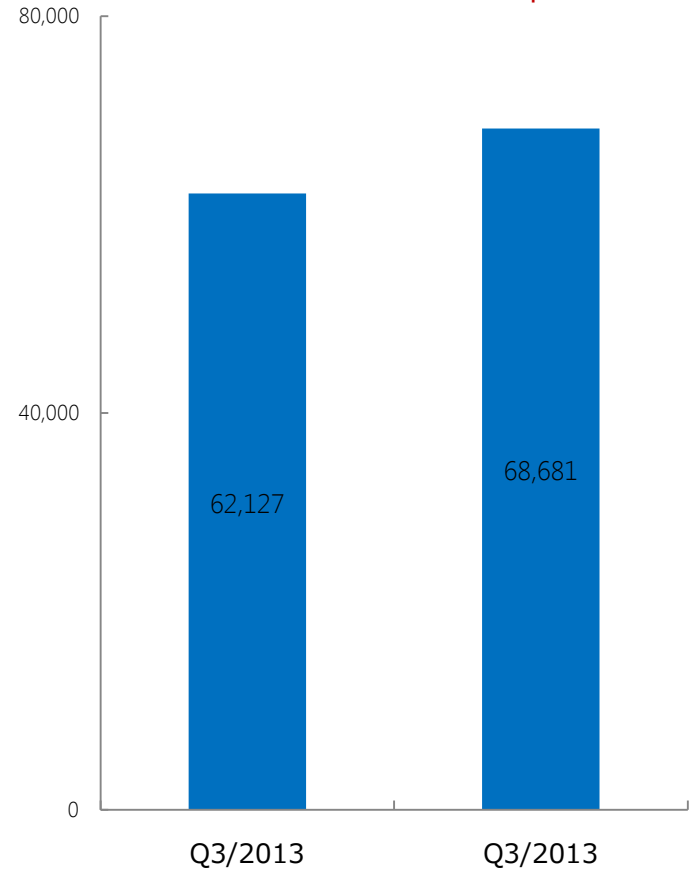
(JPY millions)



Certificates Issued

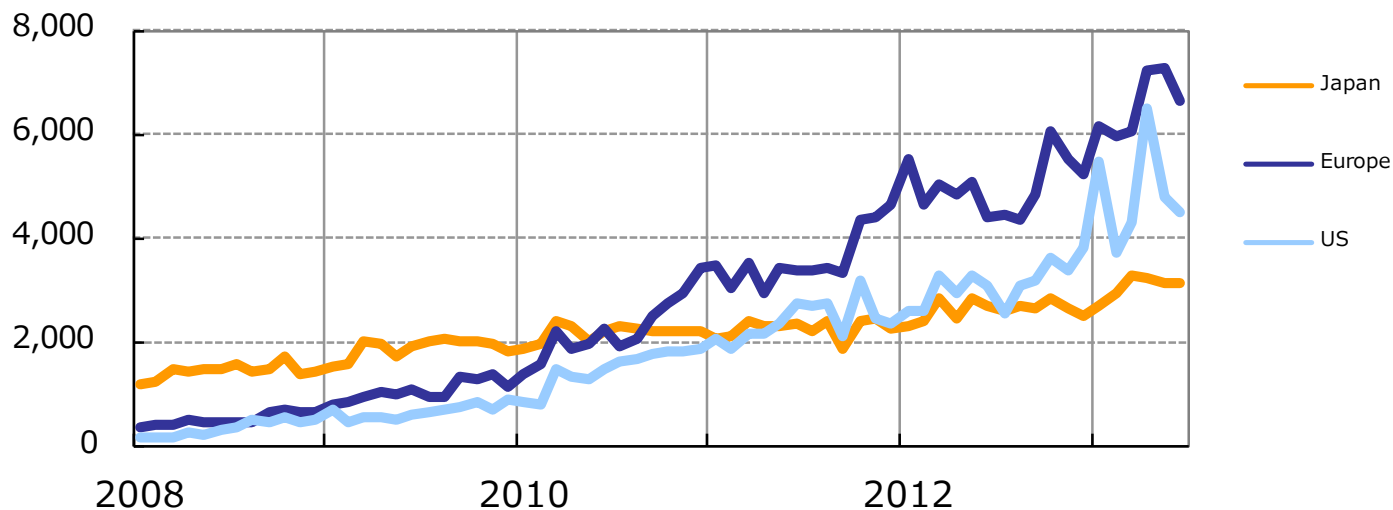
(cumulative/domestic only)

+13.5%
(As of end of Sep)

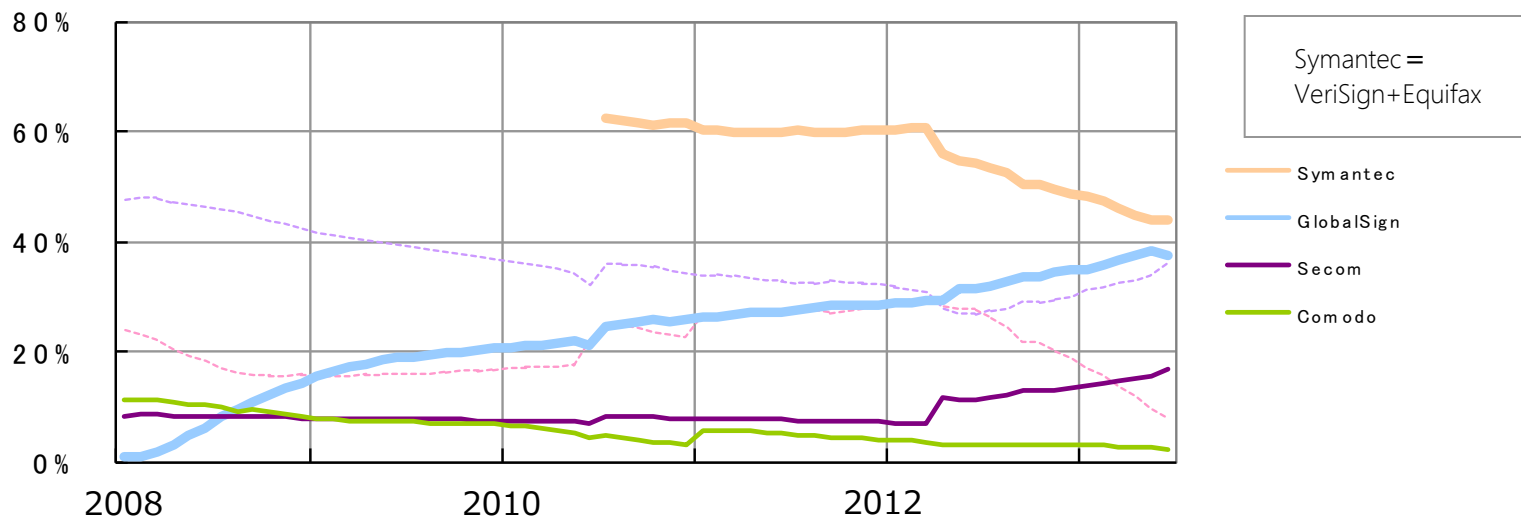


Security – Key Indicators

Monthly Certificate Issues by Region (New and Renewed)



Domestic Market Share

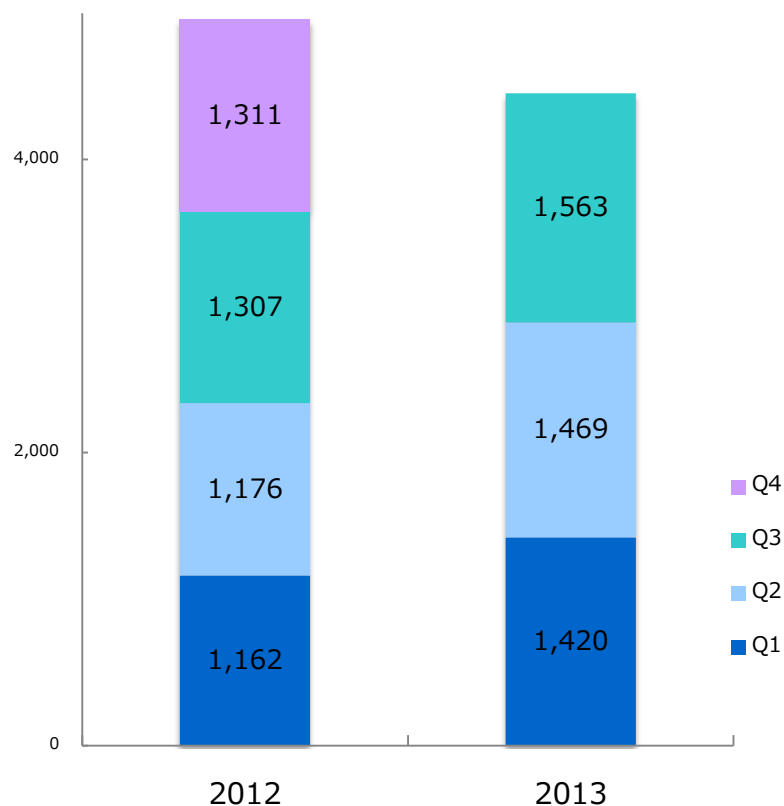


Payment Processing – Key Indicators

Revenue

+19.5%
(3mths to Sep)

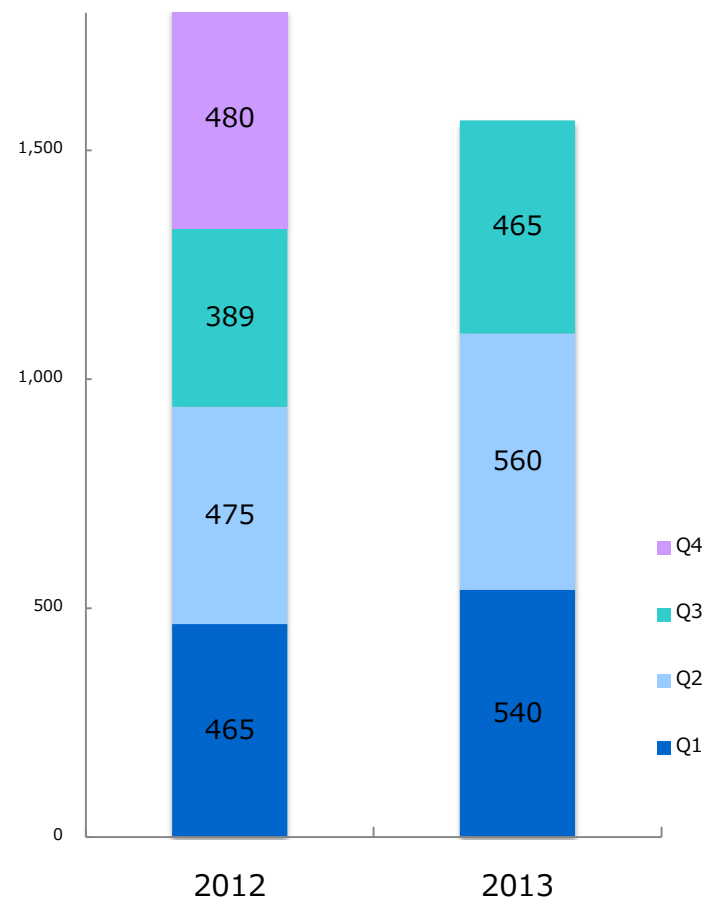
(JPY millions)



Ordinary Profit

+19.5%
(3mths to Sep)

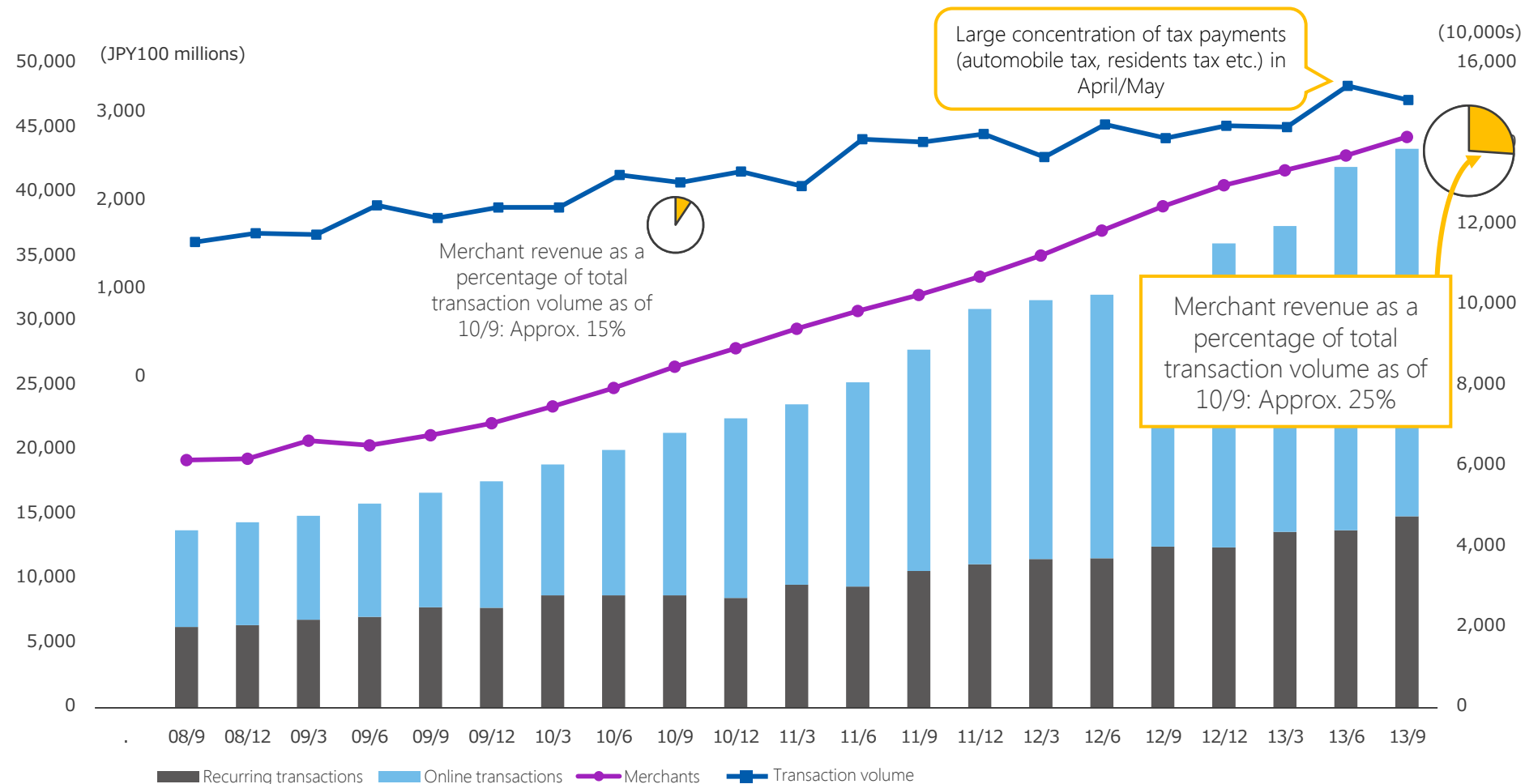
(JPY millions)



*Based on figures disclosed by GMO Payment Gateway, Inc.

Payment Processing – Key Indicators

Merchants: 42,889, Transaction volume: approx. JPY330 billion, No. of Transactions: 139 million



*Actual number of merchants at end of each quarter, and actual transaction volume and number of transactions throughout the quarter. Data provided by GMO Payment Gateway, Inc.