

Interim Financial Results Presentation for the Fiscal Year 2007

August 16, 2007

GMO Internet, Inc.

(TSE First Section: 9449)

◆ Supplementary Materials ◆



Internet for Everyone

<http://www.gmo.jp/en>

1. Internet Group

2. Internet Infrastructure

3. Internet Media

4. Internet Finance

1. GMO Internet Group

TSE Stock Code: 9449



FY2007 Interim Financial Statement – Scope of Consolidation

1. Internet Group

2. Internet Infrastructure

3. Internet Media

4. Internet Finance

Business Segment	2007 Fiscal Year 1 st Quarter		2007 Fiscal Year 2 nd Quarter		Notes
	Company Name	Proportion of Voting Rights (%)	Company Name	Proportion of Voting Rights (%)	
Internet Use Support (Infrastructure)	GMO Internet Inc.	Parent Company	GMO Internet Inc.	Parent Company	Name Change
	GMO Hosting & Security Inc.	63.2	GMO Hosting & Security Inc.	63.2	
	Global Sign Ltd. (England)	(100.0)	Global Sign Ltd. (England)	(100.0)	
	GlobalSign NV (Belgium)	(100.0)	GlobalSign NV (Belgium)	(100.0)	
	GeoTrust Japan Inc.	(88.2)	GlobalSign K.K.	(88.2)	
	Grandsphere Co. Ltd.	92.5	Grandsphere Co. Ltd.	92.5	
	Hosting & Security INC. (US)	(51.2)	Hosting & Security INC. (US)	(51.2)	
	INTERNET Number Corporation	69.6	INTERNET Number Corporation	69.6	
	paperboy&co.	59.6	paperboy&co.	59.6	
	GMO Payment Gateway Inc.	52.3	GMO Payment Gateway Inc.	52.3	
	@YMC Corporation	(100.0)	@YMC Corporation	(100.0)	
	GSS Corporation	(100.0)	GSS Corporation	(100.0)	
	MakeShop Inc.	58.7	MakeShop Inc.	(100.0)	
	Epsilon Inc.	(100.0)	Epsilon Inc.	58.7	
Mighty Server Inc.	(100.0)	Mighty Server Inc.	(100.0)		
GMO Solution Partner Inc.	76.0	GMO Solution Partner Inc.	(100.0)		
Global Web Co. Ltd.	70.0	Global Web Co. Ltd.	76.0		
			70.0		
Internet Advertising Support (Media)	Magclick Inc.	43.0	Magclick Inc.	43.0	New
	GMO Research Inc.	78.2	GMO Research Inc.	78.2	
	GMO Media Holdings Inc.	100.0	GMO Media Holdings Inc.	100.0	
	GMO Media Inc.	(81.6)	GMO Media Inc.	(81.6)	
	NETCLUE Co. Ltd. (Korea)	(100.0)	NETCLUE Co. Ltd. (Korea)	(100.0)	
	GMO San Planning Inc.	(90.0)	GMO San Planning Inc.	(90.0)	
	Tea Cup Communication Ltd.	51.0	Tea Cup Communication Ltd.	51.0	
	JWord Inc.	62.7	JWord Inc.	62.7	
	GMO Ad Networks Inc.	(100.0)	GMO Ad Networks Inc.	(100.0)	
	GMO Games Inc.	100.0	GMO Games Inc.	100.0	
	BOM Inc.	100.0	BOM Inc.	100.0	
		GMO Marketing Inc.	51.0		
Internet Finance	GMO LOAN-CREDIT HOLDINGS Inc.	91.1	GMO LOAN-CREDIT HOLDINGS Inc.	91.1	
	GMO NetCard Inc.	(100.0)	GMO NetCard Inc.	(100.0)	
	MIKI-SHOJI Inc.	(100.0)	MIKI-SHOJI Inc.	(100.0)	
	Jaxon Finance Inc.	(100.0)	Jaxon Finance Inc.	(100.0)	
	Just Inc. (and 13 other companies)	(100.0)	Just Inc. (and 13 other companies)	(100.0)	
	GMO Internet Securities Inc.	90.2	GMO Internet Securities Inc.	90.2	
	GMO Venture Partners Inc.	100.0	GMO Venture Partners Inc.	100.0	
	GMO Venture Partners Investment Limited Partnership	(31.7)	GMO Venture Partners Investment Limited Partnership	(31.7)	
	Blog Business Fund Investment Limited Partnership	(9.9)	Blog Business Fund Investment Limited Partnership	(9.9)	

TSE Stock Code: 9449



Sales Breakdown Under New Business Classification

1. Internet Group

2. Internet Infrastructure

3. Internet Media

4. Internet Finance

Business	2006/2Q	2006/3Q	2006/4Q	2007/1Q	2007/2Q
◆ Internet Use Support (Infrastructure) ◆					
Access Provider	595	560	536	521	488
Domain	502	497	437	541	555
Web Hosting	1,956	1,984	2,043	2,049	2,097
Web Development & EC Solutions	343	562	638	733	688
Security	101	147	216	288	239
Payment Processing	404	423	450	497	479
Other	95	190	145	132	105
Segment Total	3,998	4,366	4,467	4,764	4,653
◆ Internet Advertising Support (Media) ◆					
Internet Media & Search Media	1,324	1,336	1,521	1,694	1,662
Internet Advertising Agencies	1,388	1,438	1,764	1,583	1,365
Other	294	330	331	279	283
Adjustment for transactions between segments	-232	-219	-229	-131	-105
Segment Total	2,775	2,886	3,387	3,426	3,206
◆ Internet Finance ◆					
Loans & Credit	4,631	5,674	7,077	6,707	6,735
Internet Securities	2	66	132	246	469
Other	-	-	10	4	0
Segment Total	4,633	5,741	7,220	6,957	7,204
Adjustment for transactions between segments	-78	-97	-174	-88	-94
Consolidated Sales	11,329	12,897	14,901	15,059	14,970

(¥millions)

TSE Stock Code: 9449



Sales Breakdown Under Previous Business Classification

1. Internet Group

2. Internet Infrastructure

3. Internet Media

4. Internet Finance

TSE Stock Code: 9449



Business	2006/2Q	2006/3Q	2006/4Q	2007/1Q	2007/2Q
◆ Internet Use Support (Infrastructure) ◆					
Access Provider	595	560	536	521	488
Domain	502	497	437	541	555
Web Hosting	1,956	1,984	2,043	2,049	2,097
Web Construction	214	300	321	451	418
Security	101	147	216	288	239
Payment Processing	404	423	450	497	479
E-Commerce Support	128	262	317	282	269
Corporate Communications	77	104	53	51	17
Other	18	86	91	81	87
Segment Total	3,998	4,366	4,467	4,764	4,653
◆ Internet Advertising Support (Media) ◆					
Internet Media Construction	420	443	601	697	570
Internet Advertising Support	1,388	1,438	1,764	1,583	1,365
JWord	904	893	919	997	1,092
Online Games	227	237	214	135	141
Other	66	93	116	143	142
Adjustment for Internal Transactions	-232	-219	-229	-131	-105
Segment Total	2,775	2,886	3,387	3,426	3,206
◆ Internet Finance ◆					
Internet Finance	4,633	5,741	7,220	6,957	7,204
Segment Total	4,633	5,741	7,220	6,957	7,204
Adjustment for Internal Transactions	-78	-97	-174	-88	-94
Consolidated Sales	11,329	12,897	14,901	15,059	14,970

(¥millions)

Changes in Costs and Cost Composition (Consolidated)

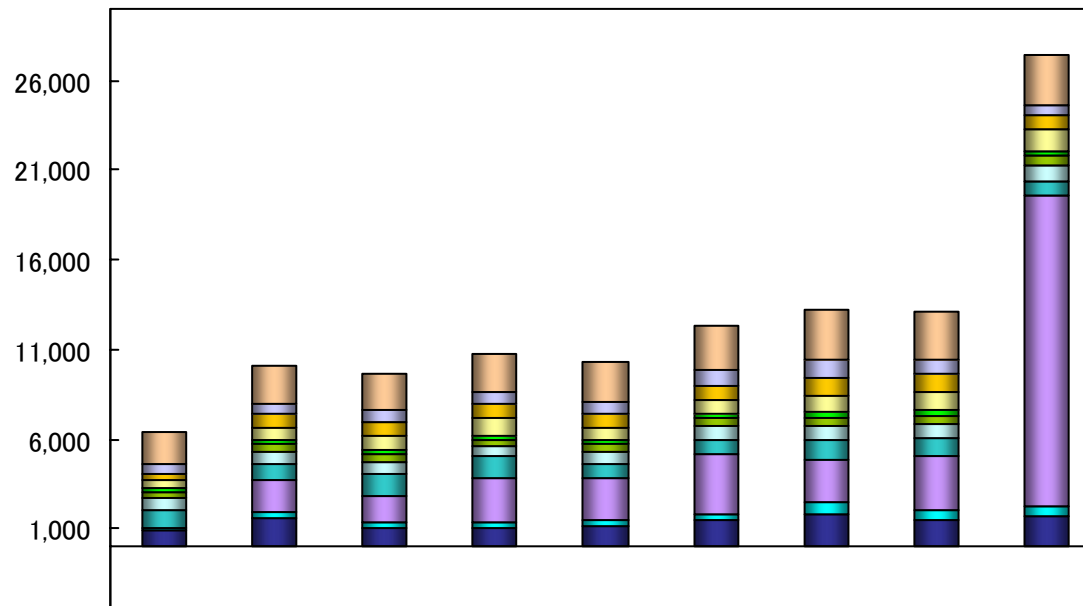
1. Internet Group

2. Internet Infrastructure

3. Internet Media

4. Internet Finance

(¥millions)



	05/2Q	05/3Q	05/4Q	06/1Q	06/2Q	06/3Q	06/4Q	07/1Q	07/2Q
Business Expenses + SGA Total	6,438	10,077	9,620	10,732	10,301	12,360	13,176	13,116	27,408
Human Resource Costs	1,827	2,060	2,019	2,138	2,245	2,441	2,753	2,700	2,767
Advertising and Promotion Costs	540	642	688	666	620	897	1,049	802	573
Depreciation and Rental Costs	379	698	710	731	753	821	910	916	771
Outsourcing / Sub-contracting Expenses	437	696	839	977	768	792	935	1,107	1,254
Communication Costs	206	234	213	211	221	239	297	254	243
Rent	386	428	421	400	431	465	514	508	519
Commission Paid	657	655	653	541	626	706	780	806	853
Media Costs	942	944	1,222	1,180	827	849	1,054	966	836
Finance Expenses / Bad Debt Costs		1,839	1,452	2,474	2,283	3,283	2,431	3,020	17,380
Consolidated Adjustment Account	137	338	326	333	333	414	630	545	555
Other	922	1,539	1,071	1,076	1,190	1,447	1,819	1,487	1,653

TSE Stock Code: 9449



No. of Employees, Sales/Ordinary Profit per Employee (Consolidated)

1. Internet Group

2. Internet Infrastructure

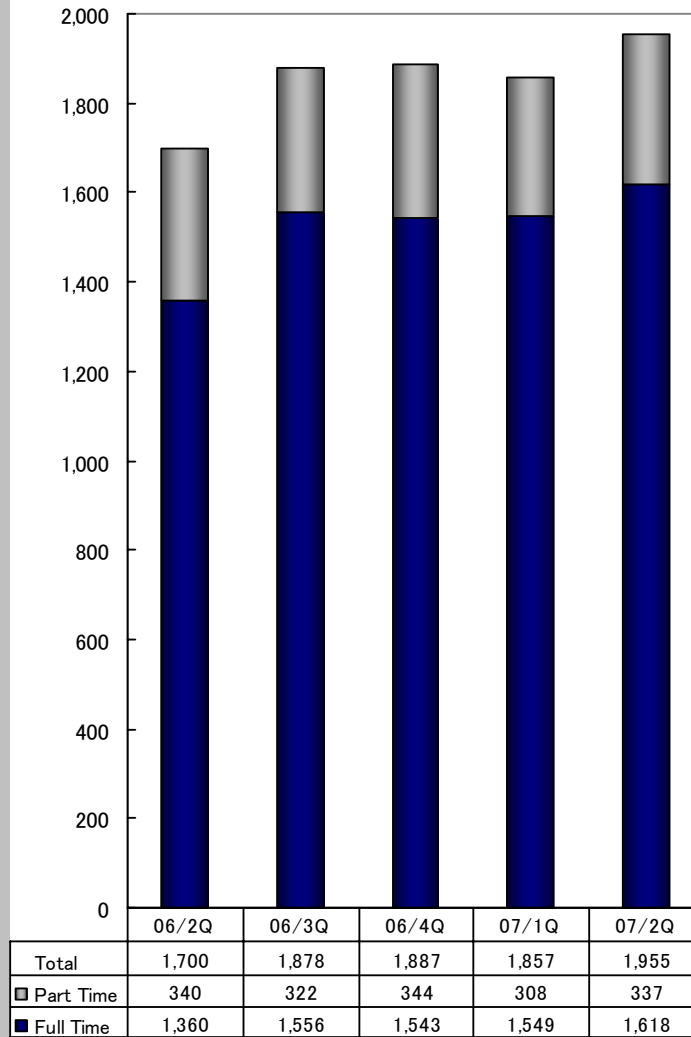
3. Internet Media

4. Internet Finance

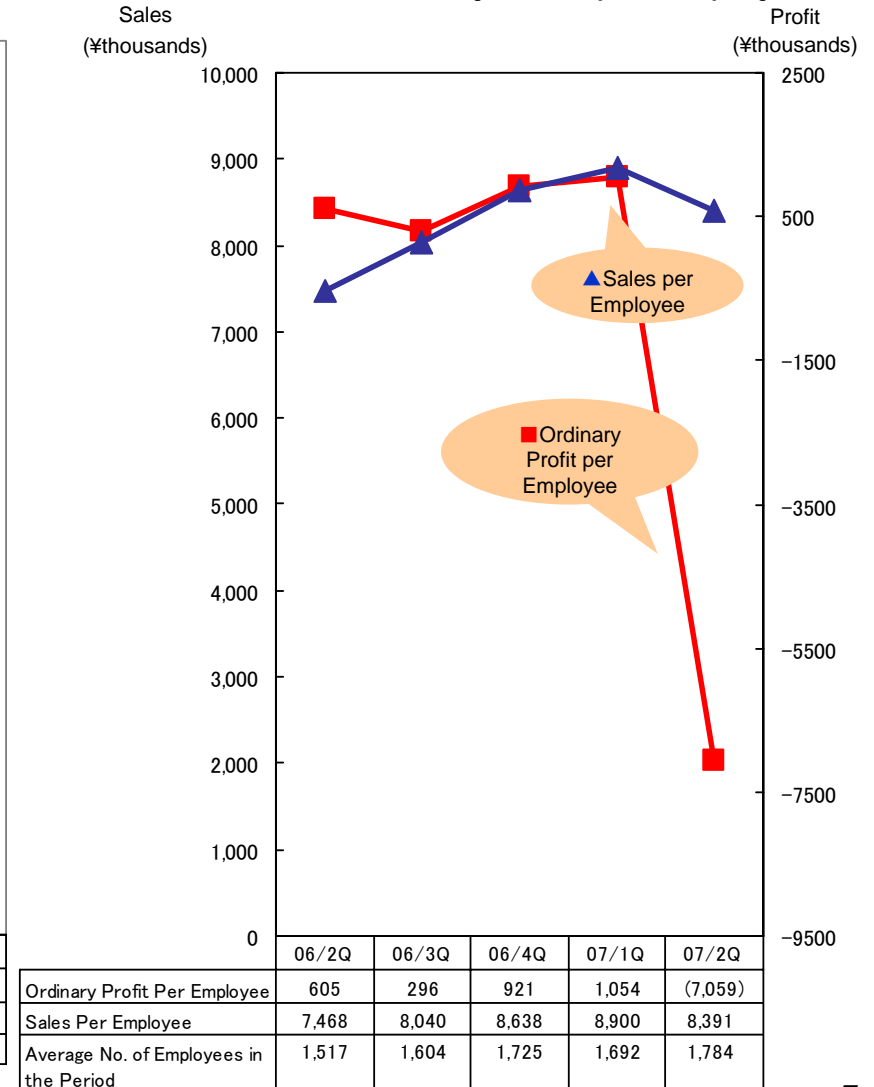
TSE Stock Code: 9449



Number of Employees



Sales and Ordinary Profit per Employee



*Average Number of Employees: Full-time employees are counted as 1 and part-time employees are counted as 0.5.

*No. of Employees represents the figure at the end of each period.

1. GMO Internet Group

2. Internet Infrastructure

3. Internet Media

4. Internet Finance

2. Internet Use Support (Infrastructure)

TSE Stock Code: 9449



Domain Registration

1. GMO Internet Group

2. Internet Infrastructure

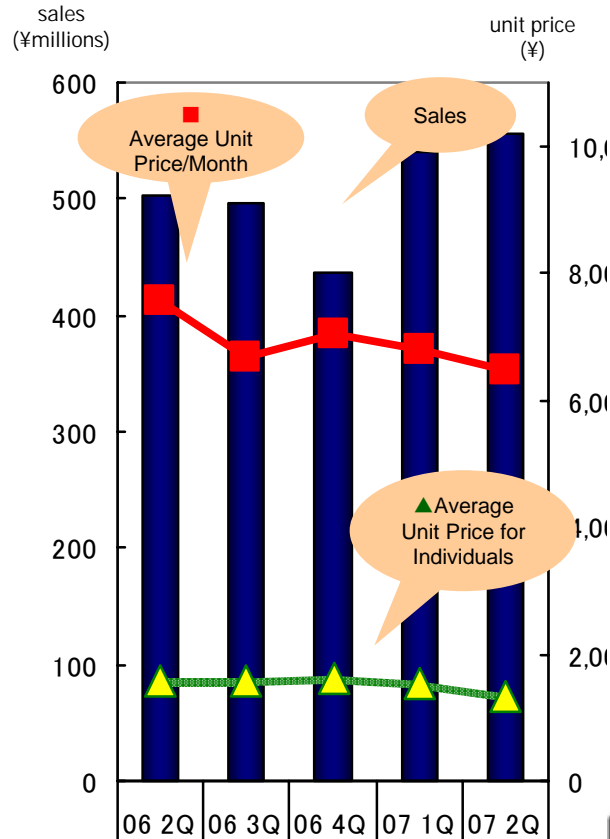
3. Internet Media

4. Internet Finance

TSE Stock Code: 9449

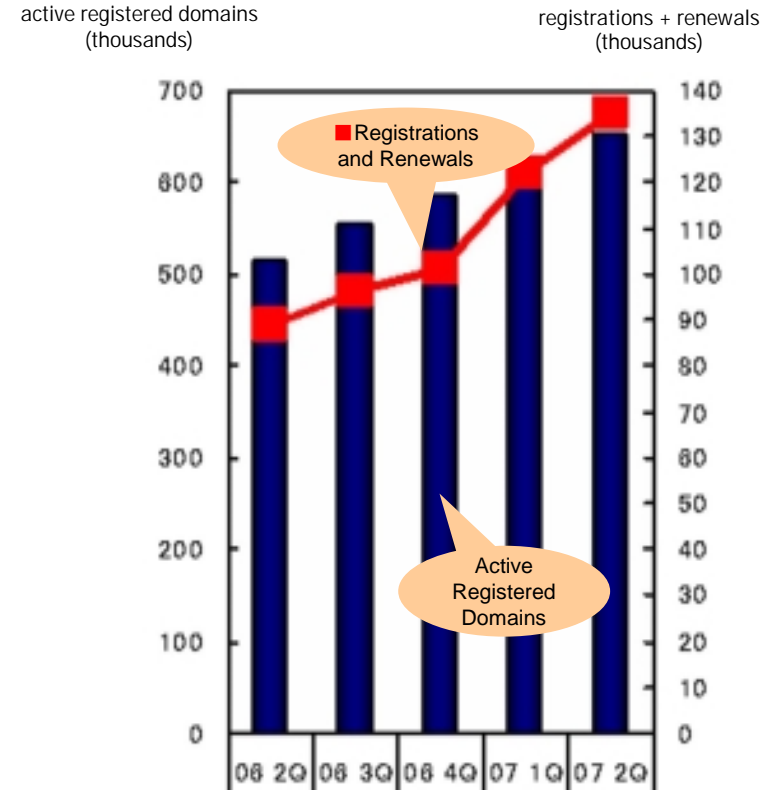


Sales



Sales	502	497	437	541	555
Average Unit Price/Month	7,578	6,667	7,038	6,814	6,474
Average Unit Price for Individuals	1,561	1,586	1,605	1,540	1,343

Domain Registrations



Active Registered Domains	518	554	585	818	853
Domains + Renewals	89	96	101	122	135
(*) Registrations Cumulative Total	798	848	899	954	1,019

New Domains and Domain Renewals

1. GMO Internet Group

2. Internet Infrastructure

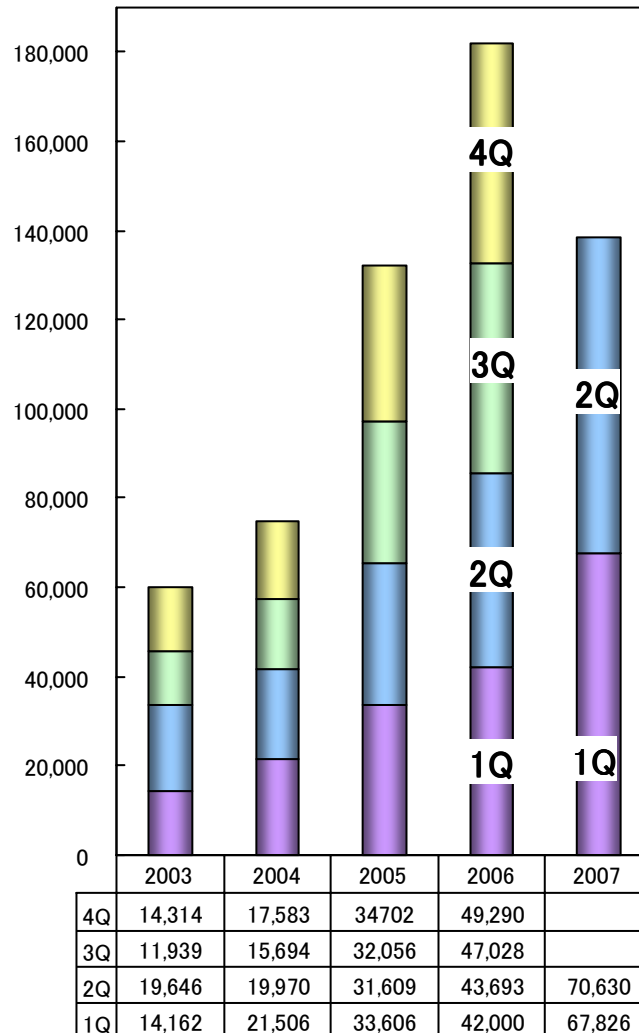
3. Internet Media

4. Internet Finance

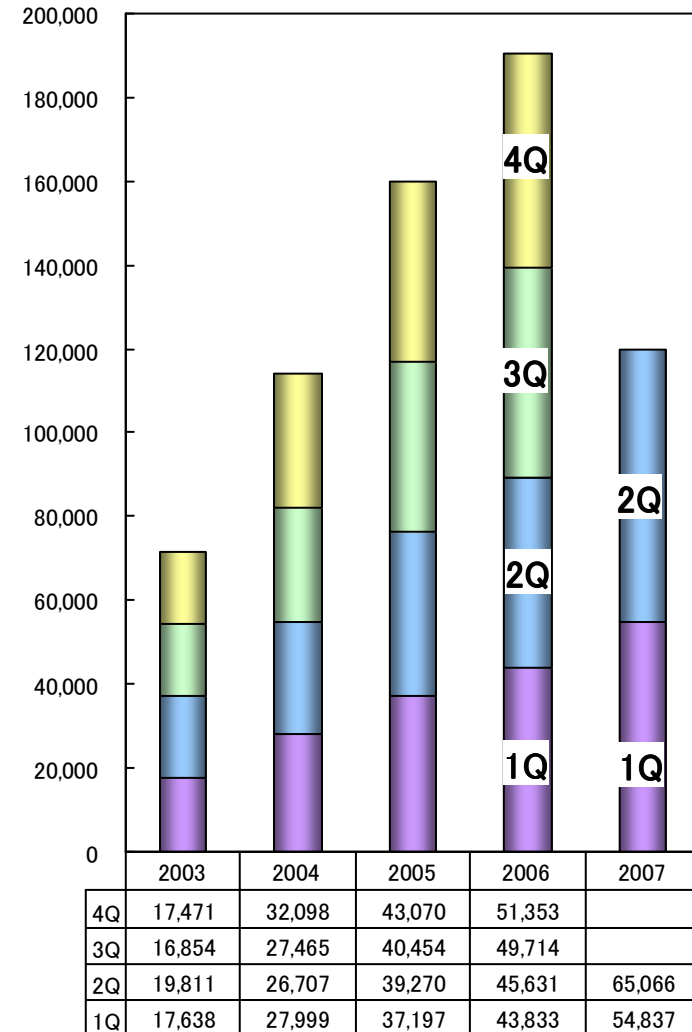
TSE Stock Code: 9449



Renewals



New Domain Registrations



Web Hosting

1. GMO Internet Group

2. Internet Infrastructure

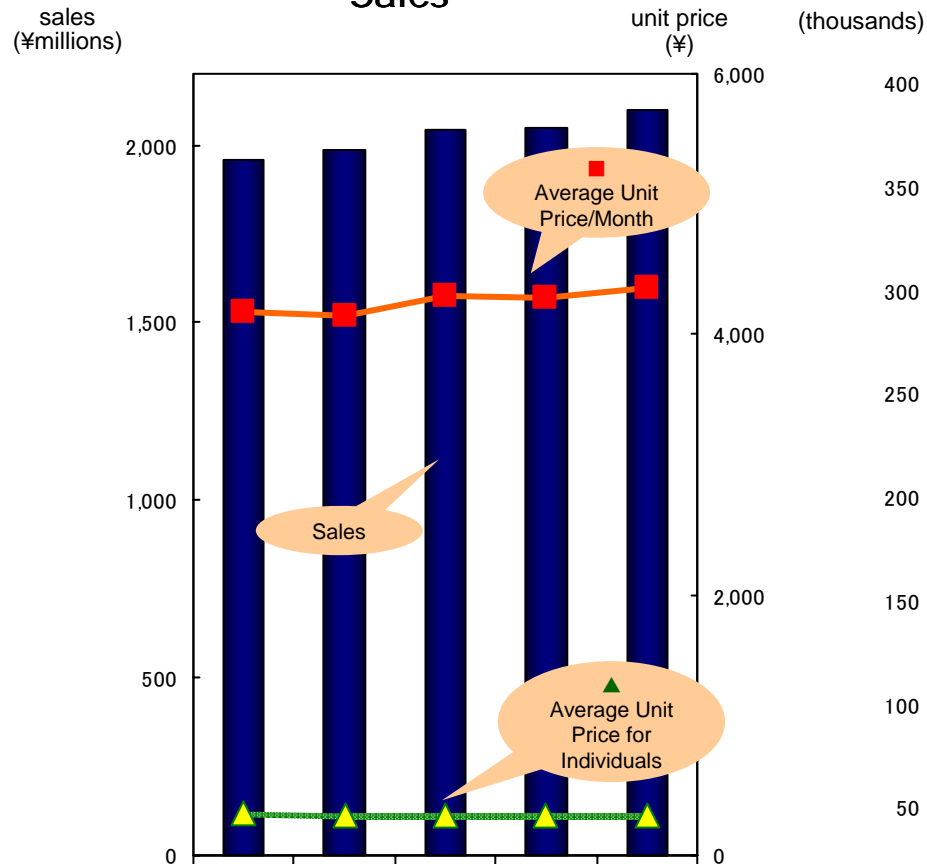
3. Internet Media

4. Internet Finance

TSE Stock Code: 9449

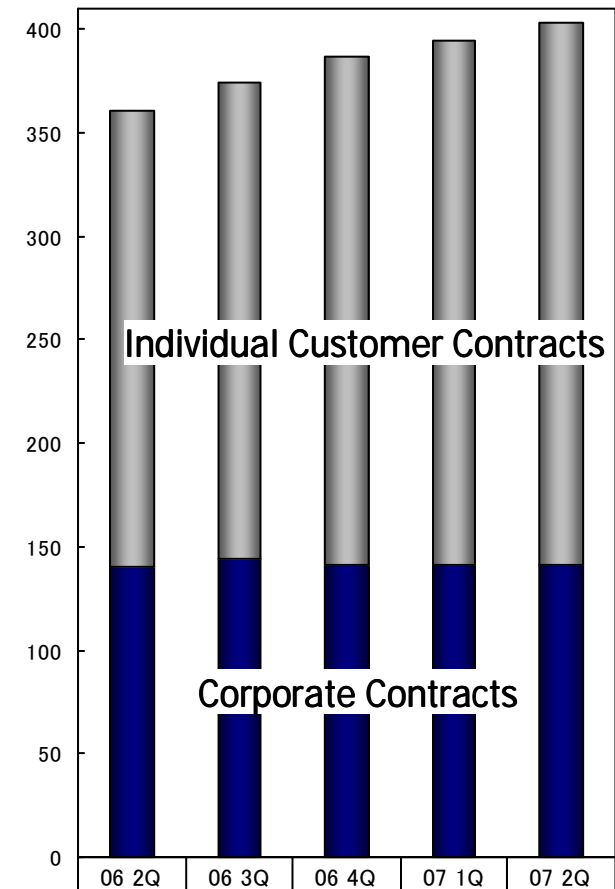


Sales



Sales	1,956	1,984	2,043	2,049	2,097
Average Unit Price	4,176	4,149	4,295	4,283	4,361
Average Unit Price for Individuals	320	307	305	308	313

No. of Contracts



Corporate Contracts	221	230	246	254	262
Individual Contracts	140	144	141	141	141