

Fiscal Year 2007 Results Presentation

February 14, 2008

GMO Internet, Inc.

(TSE First Section: 9449)

◆ Supplementary Materials ◆



Internet for Everyone

<http://www.gmo.jp/en>

1. GMO Internet Group

2. Internet Infrastructure

3. Internet Media

1. GMO Internet Group

TSE Stock Code: 9449



FY2007 4Q Financial Statement – Scope of Consolidation

1. GMO Internet Group

2. Internet Infrastructure

3. Internet Media

| Business Segment | 2007 Fiscal Year 3rd Quarter | | 2007 Fiscal Year 4th Quarter | | Notes |
|---------------------------------------|---|---------------------------------|---|---------------------------------|-------------|
| | Company Name | Proportion of Voting Rights (%) | Company Name | Proportion of Voting Rights (%) | |
| Internet Use Support (Infrastructure) | GMO Internet, Inc. | Parent Company | GMO Internet, Inc. | Parent Company | New |
| | GMO Hosting & Security, Inc | 51.3 | GMO Hosting & Security, Inc | 51.3 | |
| | GlobalSign K..K. | (88.2) | GlobalSign K..K. | (88.2) | |
| | GlobalSign Ltd. (England) | (100.0) | GlobalSign Ltd. (England) | (100.0) | |
| | GlobalSign NV (Belgium) | (100.0) | GlobalSign NV (Belgium) | (100.0) | |
| | GlobalSign, Inc. (US) | (100.0) | GlobalSign, Inc. (US) | (100.0) | |
| | Grandsphere Co. Ltd. | 92.5 | Grandsphere Co. Ltd. | 92.5 | |
| | Hosting & Security, INC. (US) | (51.2) | Hosting & Security, INC. (US) | (51.2) | |
| | INTERNET Number Corporation | 69.6 | INTERNET Number Corporation | 69.6 | |
| | paperboy & co. | 59.6 | paperboy & co. | 59.6 | |
| | GMO Payment Gateway, Inc. | 52.3 | GMO Payment Gateway, Inc. | 52.3 | |
| | @YMC Corporation | (100.0) | @YMC Corporation | (100.0) | |
| | GSS Corporation | (100.0) | GSS Corporation | (100.0) | |
| | MakeShop, Inc. | 58.7 | MakeShop, Inc. | 58.7 | |
| Epsilon, Inc. | (100.0) | Epsilon, Inc. | (100.0) | | |
| Mighty Server, Inc. | (100.0) | Mighty Server, Inc. | (100.0) | | |
| GMO Solution Partner, Inc. | 76.0 | GMO Solution Partner, Inc. | 76.0 | | |
| Global Web Co. Ltd. | 70.0 | Global Web Co. Ltd. | 70.0 | | |
| Internet Advertising Support (Media) | Magclick, Inc. | 43.0 | Magclick, Inc. | 43.0 | Name Change |
| | GMO Research, Inc. | 78.2 | GMO Research, Inc. | 78.2 | |
| | GMO Media Holdings, Inc. | 100.0 | GMO Media Holdings, Inc. | 100.0 | |
| | GMO Media, Inc. | (86.3) | GMO Media, Inc. | (86.3) | |
| | NETCLUE Co. Ltd. (Korea) | (100.0) | GMO Games Korea, Inc. | (100.0) | |
| | GMO San Planning, Inc. | (90.0) | GMO San Planning, Inc. | (90.0) | |
| | Tea Cup Communication Ltd. | 51.0 | Tea Cup Communication Ltd. | 51.0 | |
| | JWord, Inc. | 62.7 | JWord, Inc. | 62.7 | |
| | GMO Ad Networks, Inc. | (100.0) | GMO Ad Networks, Inc. | (100.0) | |
| | GMO Games, Inc. | 100.0 | GMO Games, Inc. | 100.0 | |
| | BOM, Inc. | 100.0 | BOM, Inc. | 100.0 | |
| | GMO Marketing, Inc. | 51.0 | GMO Marketing, Inc. | 51.0 | |
| GMO Mobile, Inc. | (100.0) | GMO Mobile, Inc. | (100.0) | | |
| Internet Finance | GMO Venture Partners, Inc. | 100.0 | GMO Venture Partners, Inc. | 100.0 | |
| | GMO Venture Partners Investment Limited Partnership | (71.4) | GMO Venture Partners Investment Limited Partnership | (71.4) | |
| | Blog Business Fund Investment Limited Partnership | (19.8) | Blog Business Fund Investment Limited Partnership | (19.8) | |

TSE Stock Code: 9449



Sales Breakdown Under New Business Classification

1. GMO Internet Group

2. Internet Infrastructure

3. Internet Media

| Business | 2006/4Q | 2007/1Q | 2007/2Q | 2007/3Q | 2007/4Q |
|--|---------------|---------------|---------------|--------------|--------------|
| ◆ Internet Use Support (Infrastructure) ◆ | | | | | |
| Access Provider | 536 | 521 | 488 | 472 | 459 |
| Domain | 437 | 541 | 555 | 476 | 523 |
| Web Hosting | 2,043 | 2,049 | 2,097 | 2,102 | 2,088 |
| Web Development & EC Solutions | 638 | 733 | 688 | 741 | 957 |
| Security | 216 | 288 | 239 | 209 | 223 |
| Payment Processing | 450 | 497 | 479 | 449 | 500 |
| Other | 145 | 132 | 105 | 111 | 135 |
| Segment Total | 4,467 | 4,764 | 4,653 | 4,562 | 4,888 |
| ◆ Internet Advertising Support (Media) ◆ | | | | | |
| Internet Media & Search Media | 1,521 | 1,694 | 1,662 | 1,623 | 1,731 |
| Internet Advertising Agencies | 1,764 | 1,583 | 1,365 | 1,352 | 1,735 |
| Other | 331 | 279 | 283 | 318 | 371 |
| Adjustment for internal transactions | -229 | -131 | -105 | -116 | -56 |
| Segment Total | 3,387 | 3,426 | 3,206 | 3,178 | 3,783 |
| ◆ Internet Finance ◆ | | | | | |
| Loans & Credit | 7,077 | 6,707 | 6,735 | - | - |
| Internet Securities | 132 | 246 | 469 | - | - |
| Other | 10 | 4 | 0 | 1 | 2 |
| Segment Total | 7,220 | 6,957 | 7,204 | 1 | 2 |
| Adjustment for internal transactions | -174 | -88 | -94 | -57 | -73 |
| Consolidated Sales | 14,901 | 15,059 | 14,970 | 7,685 | 8,601 |

(¥millions)

TSE Stock Code: 9449



Sales Breakdown Under Former Business Classification

1. GMO Internet Group

2. Internet Infrastructure

3. Internet Media

TSE Stock Code: 9449



| Business | 2006/4Q | 2007/1Q | 2007/2Q | 2007/3Q | 2007/4Q |
|--|---------------|---------------|---------------|--------------|--------------|
| ◆ Internet Use Support (Infrastructure) ◆ | | | | | |
| Access Provider | 536 | 521 | 488 | 472 | 459 |
| Domain | 437 | 541 | 555 | 476 | 523 |
| Web Hosting | 2,043 | 2,049 | 2,097 | 2,102 | 2,088 |
| Web Construction | 321 | 451 | 418 | 395 | 557 |
| Security | 216 | 288 | 239 | 209 | 223 |
| Payment Processing | 450 | 497 | 479 | 449 | 500 |
| E-Commerce Support | 317 | 282 | 269 | 345 | 399 |
| Corporate Communications | 53 | 51 | 17 | 25 | 20 |
| Other | 91 | 81 | 87 | 85 | 115 |
| Segment Total | 4,467 | 4,764 | 4,653 | 4,562 | 4,888 |
| ◆ Internet Advertising Support (Media) ◆ | | | | | |
| Internet Media Construction | 601 | 697 | 570 | 614 | 606 |
| Internet Advertising Sales | 1,764 | 1,583 | 1,365 | 1,352 | 1,735 |
| JWord | 919 | 997 | 1,092 | 1,009 | 1,124 |
| Online Games | 214 | 135 | 141 | 148 | 175 |
| Other | 116 | 143 | 142 | 169 | 197 |
| Adjustment for internal transactions | -229 | -131 | -105 | -116 | -56 |
| Segment Total | 3,387 | 3,426 | 3,206 | 3,178 | 3,783 |
| ◆ Internet Finance ◆ | | | | | |
| Internet Finance | 7,220 | 6,957 | 7,204 | 1 | 2 |
| Segment Total | 7,220 | 6,957 | 7,204 | 1 | 2 |
| Adjustment for internal transactions | -174 | -88 | -94 | -57 | -73 |
| Consolidated Sales | 14,901 | 15,059 | 14,970 | 7,685 | 8,601 |

(¥millions)

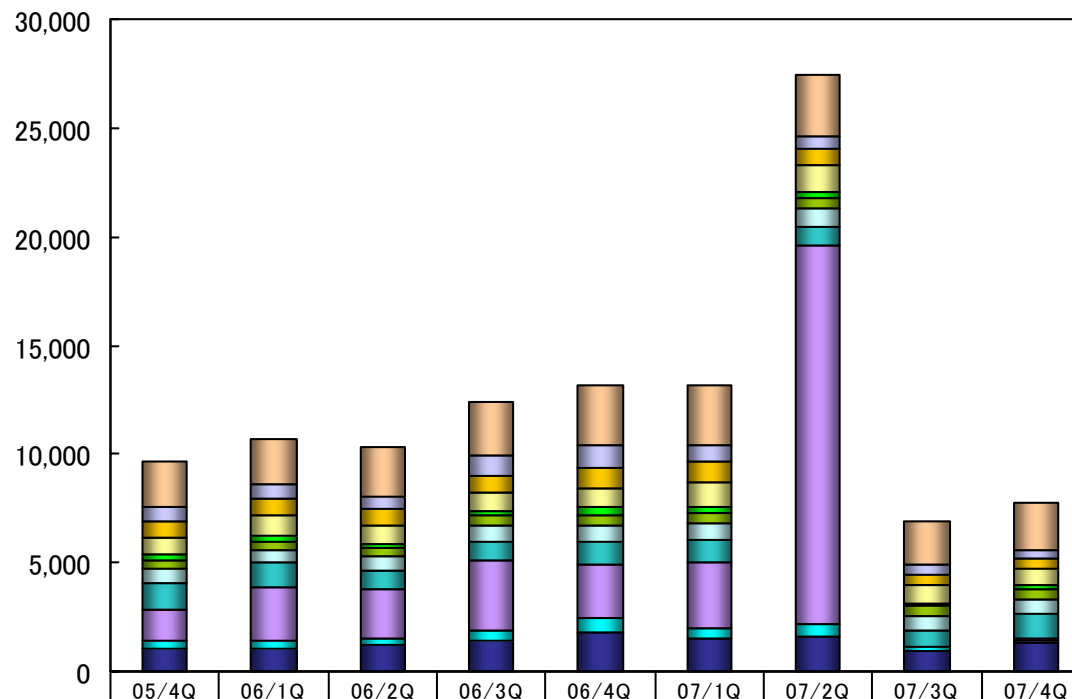
Changes in Costs and Cost Composition (Consolidated)

1. GMO Internet Group

2. Internet Infrastructure

3. Internet Media

(¥millions)



| | 05/4Q | 06/1Q | 06/2Q | 06/3Q | 06/4Q | 07/1Q | 07/2Q | 07/3Q | 07/4Q |
|--|-------|--------|--------|--------|--------|--------|--------|-------|-------|
| Business Expenses + SGA Total | 9,620 | 10,732 | 10,301 | 12,360 | 13,176 | 13,116 | 27,408 | 6,958 | 7,754 |
| Human Resources | 2,019 | 2,138 | 2,245 | 2,441 | 2,753 | 2,700 | 2,767 | 2,065 | 2,203 |
| Advertising and Promotion Costs | 688 | 666 | 620 | 897 | 1,049 | 802 | 573 | 427 | 388 |
| Depreciation and Rental Costs | 710 | 731 | 753 | 821 | 910 | 916 | 771 | 517 | 458 |
| Outsourcing / Sub-contracting Expenses | 839 | 977 | 768 | 792 | 935 | 1,107 | 1,254 | 825 | 770 |
| Communication Costs | 213 | 211 | 221 | 239 | 297 | 254 | 243 | 133 | 115 |
| Rent | 421 | 400 | 431 | 465 | 514 | 508 | 519 | 437 | 471 |
| Comission Paid | 653 | 541 | 626 | 706 | 780 | 806 | 853 | 609 | 698 |
| Media Costs | 1,222 | 1,180 | 827 | 849 | 1,054 | 966 | 836 | 810 | 1,141 |
| Finance Expenses / Bad Debt Costs | 1,452 | 2,474 | 2,283 | 3,283 | 2,431 | 3,020 | 17,380 | 15 | 43 |
| Consolidated Adjustment Account Depreciation | 326 | 333 | 333 | 414 | 630 | 545 | 555 | 208 | 184 |
| Other | 1,071 | 1,076 | 1,190 | 1,447 | 1,819 | 1,487 | 1,653 | 904 | 1,279 |

TSE Stock Code: 9449



1. GMO Internet Group

2. Internet Infrastructure

3. Internet Media

2. Internet Use Support (Infrastructure)

TSE Stock Code: 9449



Domain Registration

1. GMO Internet Group

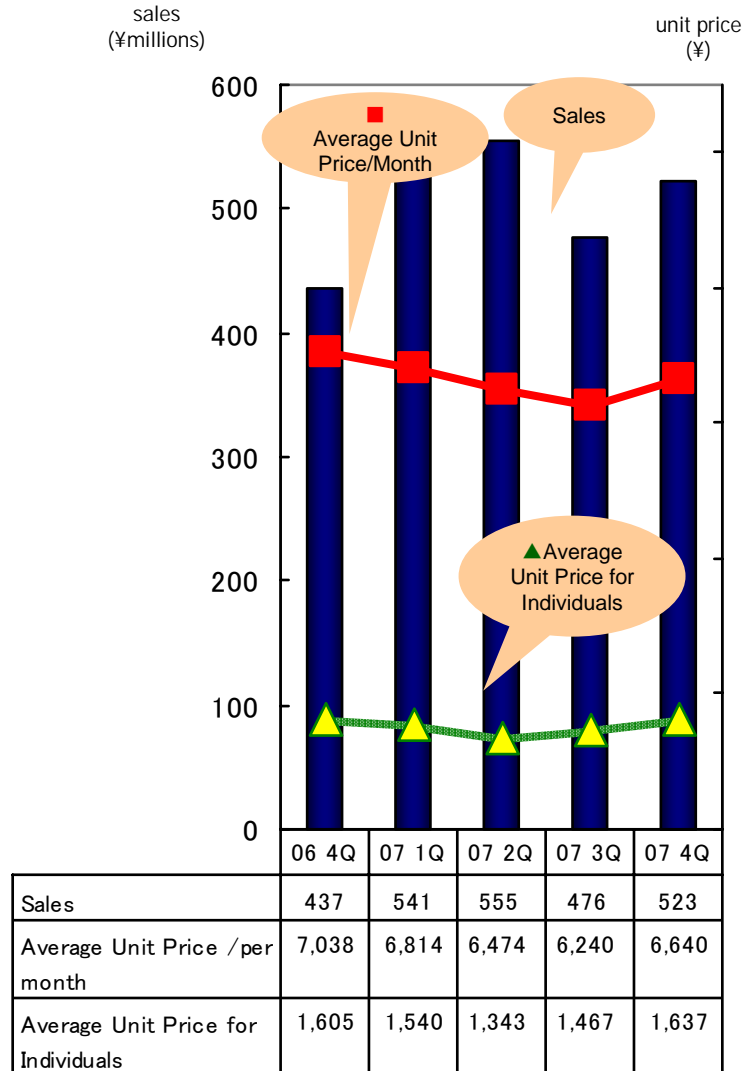
2. Internet Infrastructure

3. Internet Media

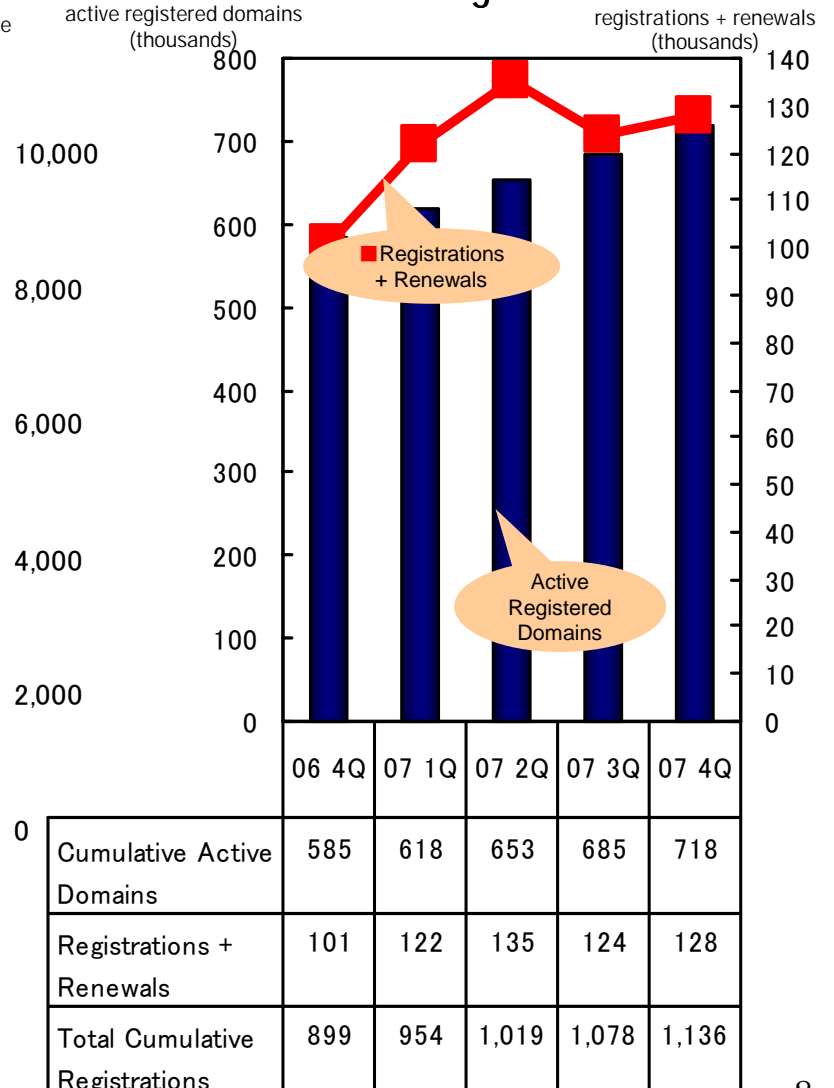
TSE Stock Code: 9449



Sales



Domain Registrations



New Domains and Domain Renewals

1. GMO Internet Group

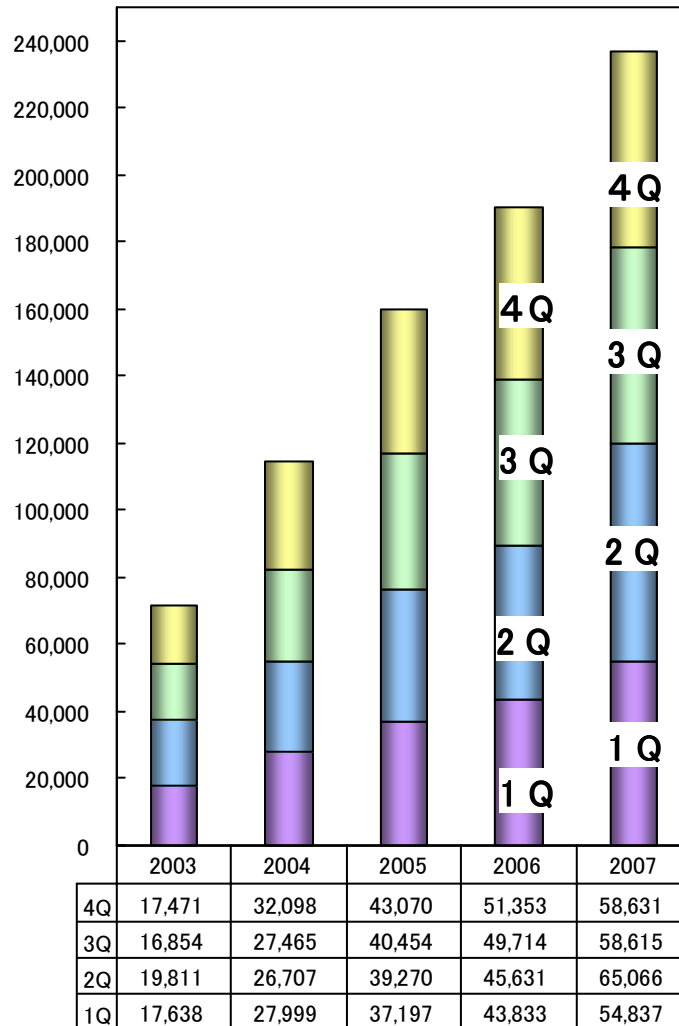
2. Internet Infrastructure

3. Internet Media

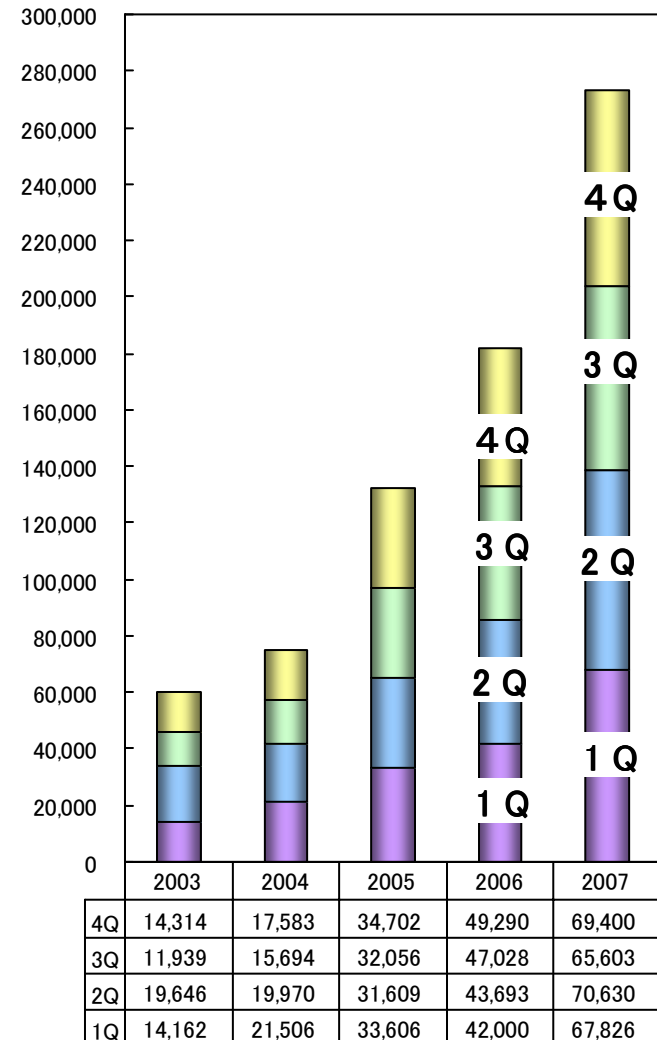
TSE Stock Code: 9449



Renewals



New Domain Registrations



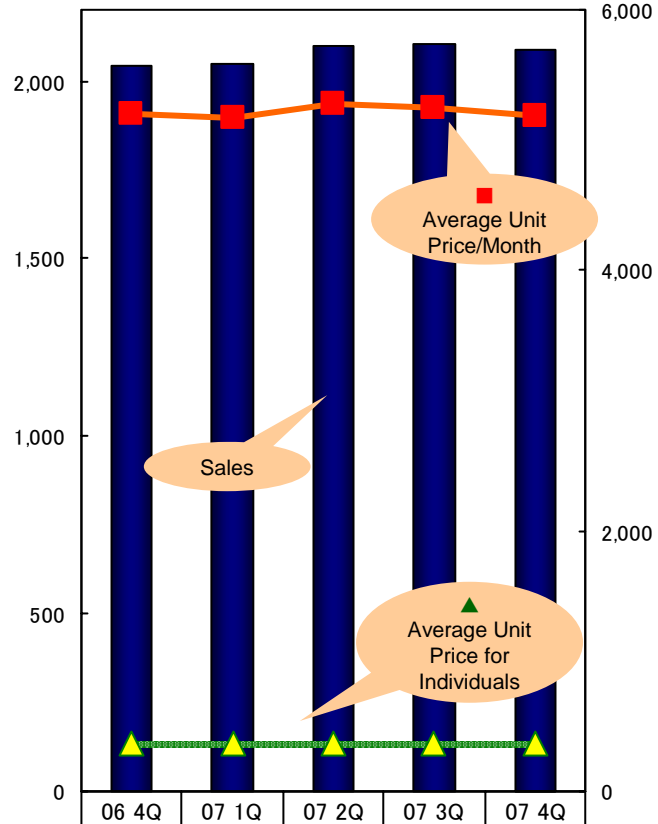
Web Hosting

1. GMO Internet Group

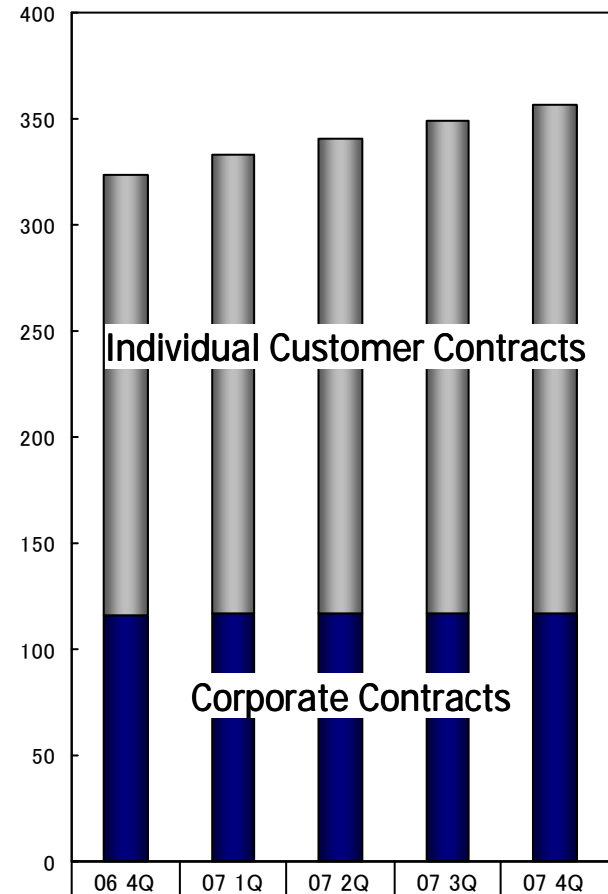
2. Internet Infrastructure

3. Internet Media

Sales (¥millions) Sales unit price (¥) (thousands)



Contracts



| | | | | | |
|------------------------------------|-------|-------|-------|-------|-------|
| Sales | 2,043 | 2,049 | 2,097 | 2,102 | 2,088 |
| Average Unit Price | 5,195 | 5,179 | 5,278 | 5,246 | 5,187 |
| Average Unit Price for Individuals | 362 | 364 | 367 | 373 | 369 |

| | | | | | |
|----------------------|-----|-----|-----|-----|-----|
| Individual Contracts | 208 | 216 | 224 | 232 | 240 |
| Corporate Contracts | 116 | 117 | 117 | 117 | 117 |

TSE Stock Code: 9449



1. GMO Internet Group

2. Internet Infrastructure

3. Internet Media

2. Internet Advertising Support (Media)

TSE Stock Code: 9449



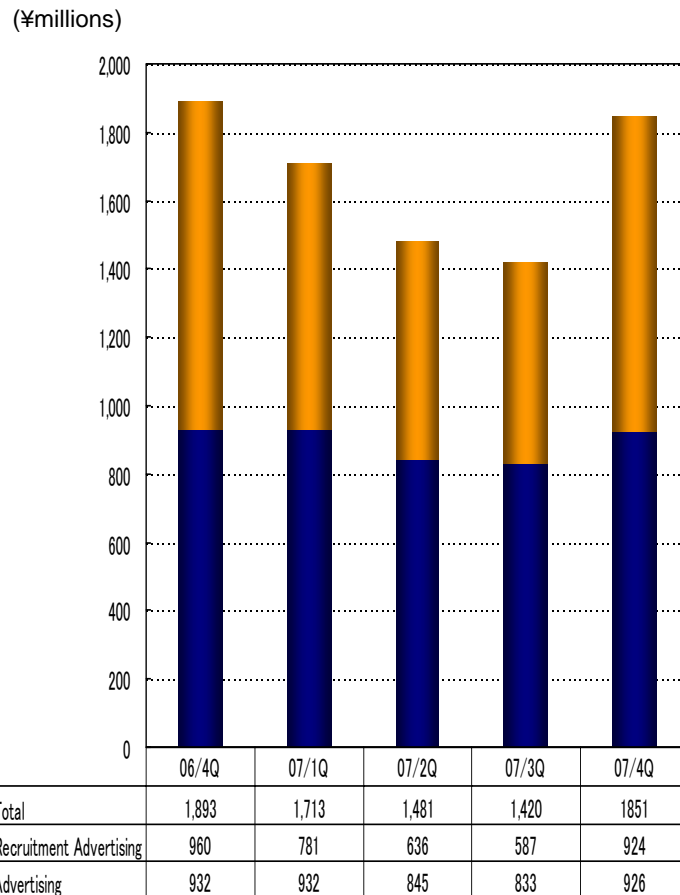
Internet Advertising Agencies

1. GMO Internet Group

2. Internet Infrastructure

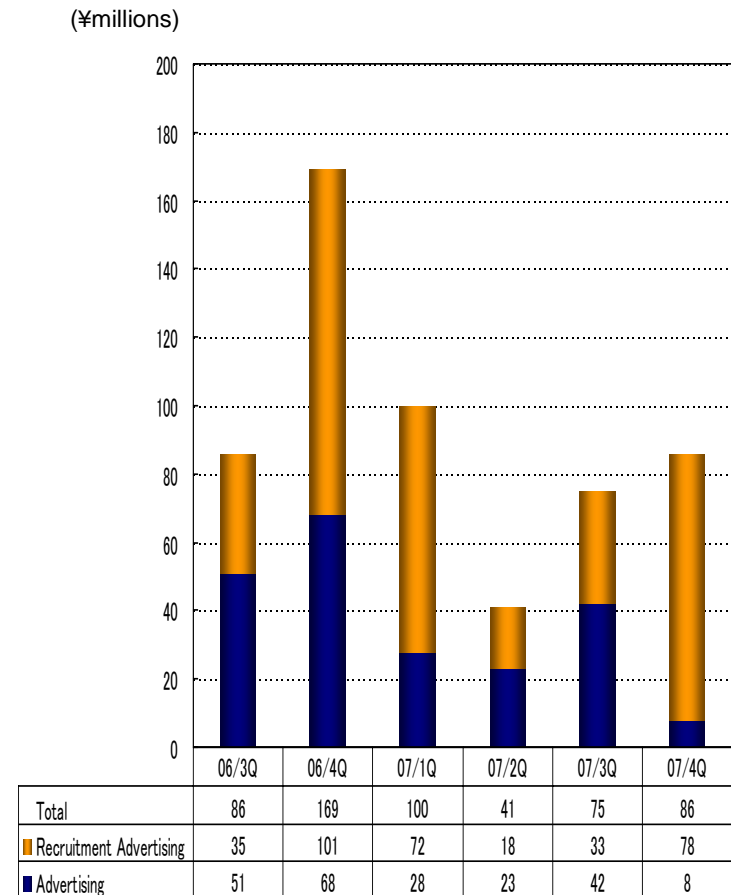
3. Internet Media

Internet Advertising Agency Sales



*Figures shown as released by Magclick, Inc.

Internet Advertising Agency Ordinary Profit



*Figures shown as released by Magclick, Inc.

TSE Stock Code: 9449

