

First Quarter Results Presentation for the 2008 Fiscal Year

May 13, 2008

GMO Internet, Inc.

(TSE First Section: 9449)

◆ **Supplementary Materials** ◆

Internet for Everyone

<http://www.gmo.jp/en>

1. GMO Internet Group

2. Internet Infrastructure

3. Internet Media

1. GMO Internet Group

TSE Stock Code: 9449



FY2008 1Q Financial Statement – Scope of Consolidation

1. GMO Internet Group

2. Internet Infrastructure

3. Internet Media

Business Segment	2007 Fiscal Year 4th Quarter		2008 Fiscal Year 1st Quarter		Notes
	Company Name	Proportion of Voting Rights (%)	Company Name	Proportion of Voting Rights (%)	
Internet Use Support (Infrastructure)	GMO Internet, Inc.	Parent Company	GMO Internet, Inc.	Parent Company	
	GMO Hosting & Security, Inc	51.3	GMO Hosting & Security, Inc	51.3	
	GlobalSign K.K.	(88.2)	GlobalSign K.K.	(89.8)	
	GlobalSign Ltd. (England)	(100.0)	GlobalSign Ltd. (England)	(100.0)	
	GlobalSign NV (Belgium)	(100.0)	GlobalSign NV (Belgium)	(100.0)	
	GlobalSign, Inc. (US)	(100.0)	GlobalSign, Inc. (US)	(100.0)	
	Grandsphere Co. Ltd.	92.5	Grandsphere Co. Ltd.	92.5	
	Hosting & Security, INC. (US)	(51.2)	Hosting & Security, INC. (US)	(51.2)	
	INTERNET Number Corporation	69.6	INTERNET Number Corporation	69.6	
	paperboy & co. Inc.	59.6	paperboy & co. Inc.	59.6	
	GMO Payment Gateway, Inc.	52.3	GMO Payment Gateway, Inc.	52.3	
	@YMC Corporation	(100.0)	@YMC Corporation	(100.0)	
	GSS Corporation	(100.0)	GSS Corporation	(100.0)	
	MakeShop, Inc.	58.7	MakeShop, Inc.	58.7	
	Epsilon, Inc.	(100.0)	Epsilon, Inc.	(100.0)	
Mighty Server, Inc.	(100.0)	Mighty Server, Inc.	(100.0)		
GMO Solution Partner, Inc.	76.0	GMO Solution Partner, Inc.	76.0		
Global Web Co. Ltd.	70.0	Global Web Co. Ltd.	70.0		
Internet Advertising Support (Media)	Magclick, Inc.	43.0	Magclick, Inc.	48.8	
	GMO Research, Inc.	78.2	GMO Research, Inc.	78.2	
	GMO Media Holdings, Inc.	100.0	GMO Media Holdings, Inc.	100.0	
	GMO Media, Inc.	(86.3)	GMO Media, Inc.	(86.3)	
	GMO Games Korea, Inc.	(100.0)	GMO Games Korea, Inc.	(100.0)	
	GMO San Planning, Inc.	(90.0)	GMO San Planning, Inc.	(90.0)	
	Tea Cup Communication Ltd.	51.0	Tea Cup Communication Ltd.	51.0	
	JWord, Inc.	62.7	JWord, Inc.	62.7	
	GMO Ad Networks, Inc.	(100.0)	GMO Ad Networks, Inc.	(100.0)	
	GMO Games, Inc.	100.0	GMO Games, Inc.	100.0	
	BOM, Inc.	100.0	BOM, Inc.	100.0	
	GMO Marketing, Inc.	51.0	GMO Marketing, Inc.	51.0	
	GMO Mobile, Inc.	(100.0)	GMO Mobile, Inc.	(100.0)	
Venture CAREER, Inc.	(100.0)	Venture CAREER, Inc.	(100.0)		
Other Businesses	GMO Venture Partners, Inc.	100.0	GMO Venture Partners, Inc.	100.0	
	GMO Venture Partners Investment Limited Partnership	(71.4)	GMO Venture Partners Investment Limited Partnership	(71.4)	
	Blog Business Fund Investment Limited Partnership	(19.8)	Blog Business Fund Investment Limited Partnership	(19.8)	

TSE Stock Code: 9449



Sales Breakdown Under New Business Classification

1. GMO Internet Group

2. Internet Infrastructure

3. Internet Media

Business	2007/1Q	2007/2Q	2007/3Q	2007/4Q	2008/1Q
◆ Internet Use Support (Infrastructure) ◆					
Access Provider	521	488	472	459	413
Domain	541	555	476	523	617
Web Hosting	2,049	2,097	2,102	2,088	2,142
Web Development & EC Solutions	733	688	741	957	905
Security	288	239	209	223	275
Payment Processing	497	479	449	500	519
Other	132	105	111	135	51
Segment Total	4,764	4,653	4,562	4,888	4,926
◆ Internet Advertising Support (Media) ◆					
Internet Media & Search Media	1,694	1,662	1,623	1,731	1,935
Internet Advertising Agencies	1,583	1,365	1,352	1,735	1,510
Other	279	283	318	371	354
Adjustment for internal transactions	-131	-105	-116	-56	-80
Segment Total	3,426	3,206	3,178	3,783	3,720
◆ Internet Finance ◆					
Loans & Credit	6,707	6,735	-	-	-
Internet Securities	246	469	-	-	-
Other	4	0	1	2	40
Segment Total	6,957	7,204	1	2	40
Adjustment for internal transactions	-88	-94	-57	-73	-43
Consolidated Sales	15,059	14,970	7,685	8,601	8,644

(¥millions)

TSE Stock Code: 9449



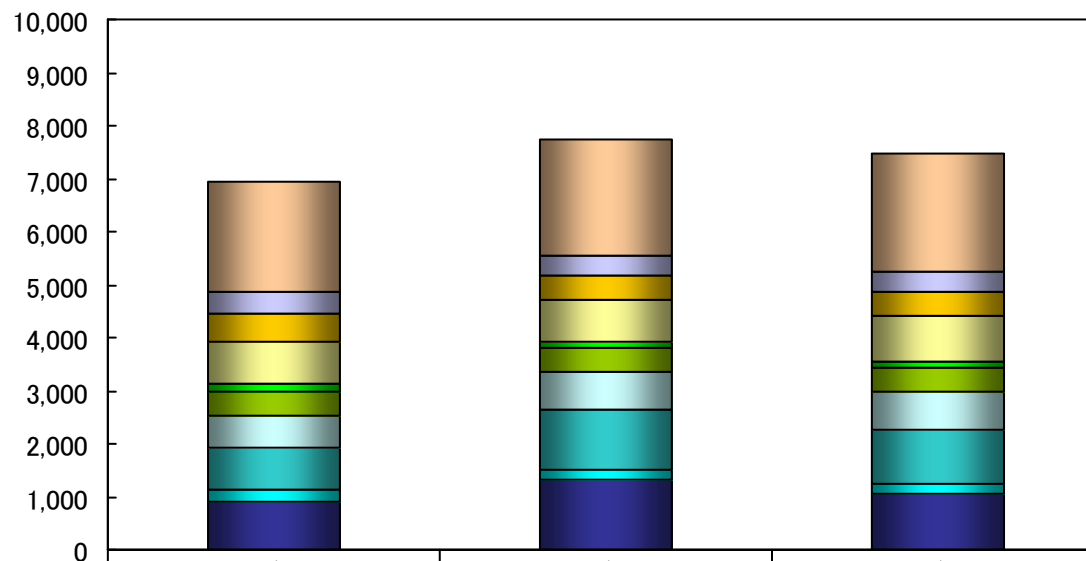
Changes in Costs and Cost Composition (Consolidated)

1. GMO Internet Group

2. Internet Infrastructure

3. Internet Media

(¥millions)



	07/3Q	07/4Q	08/1Q
Business Expenses + SGA Total	6,958	7,754	7,492
Human Resources	2,065	2,203	2,238
Advertising and Promotion Costs	427	388	388
Depreciation and Rental Costs	517	458	430
Outsourcing / Sub-contracting Expenses	825	770	867
Communication Costs	133	115	127
Rent	437	471	473
Comission Paid	609	698	716
Media Costs	810	1,141	995
Consolidated Adjustment Account Depreciation	208	184	203

TSE Stock Code: 9449



Post Finance Business Withdrawal

1. GMO Internet Group

2. Internet Infrastructure

3. Internet Media

2. Internet Use Support (Infrastructure)

TSE Stock Code: 9449



Domain Registration

1. GMO Internet Group

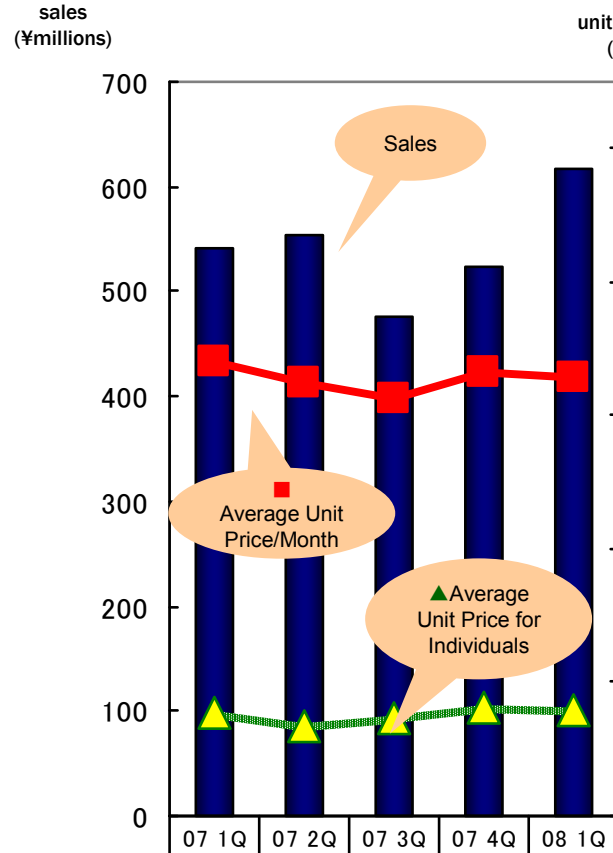
2. Internet Infrastructure

3. Internet Media

TSE Stock Code: 9449

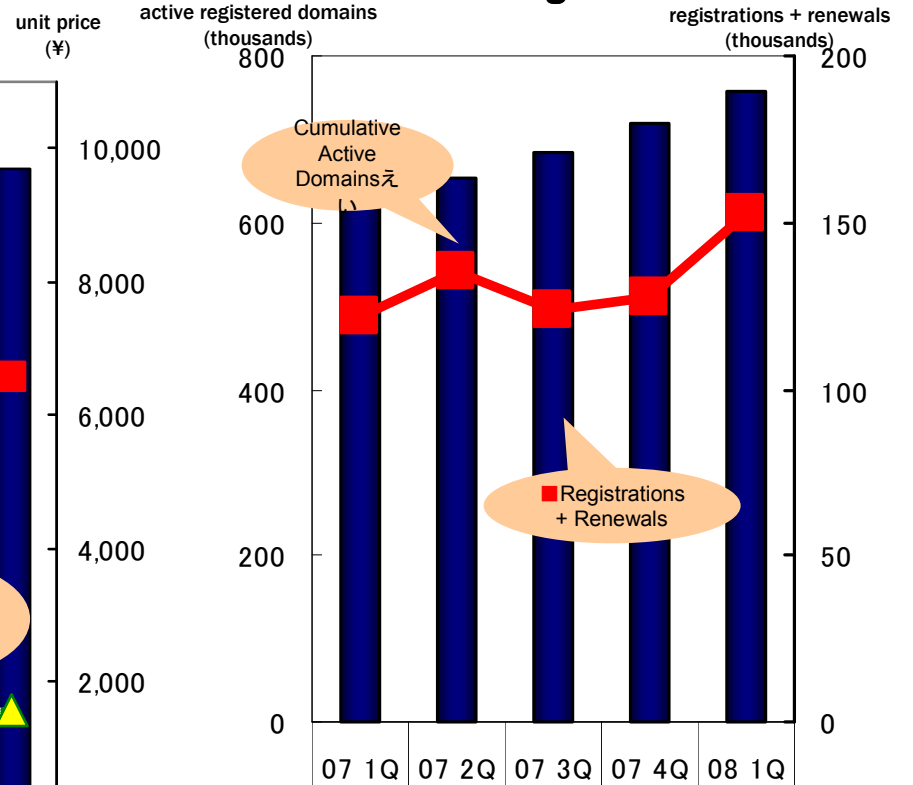


Sales



Sales	541	555	476	523	617
Average Unit Price per Month	6,814	6,474	6,240	6,640	6,559
Average Unit Price for Individuals	1,540	1,343	1,467	1,637	1,580

Domain Registrations



Cumulative Active Domains	618	653	685	718	757
Registrations + Renewals	122	135	124	128	153
Total Cumulative Registrations	954	1,019	1,078	1,136	1,202

New Domains and Domain Renewals

1. GMO Internet Group

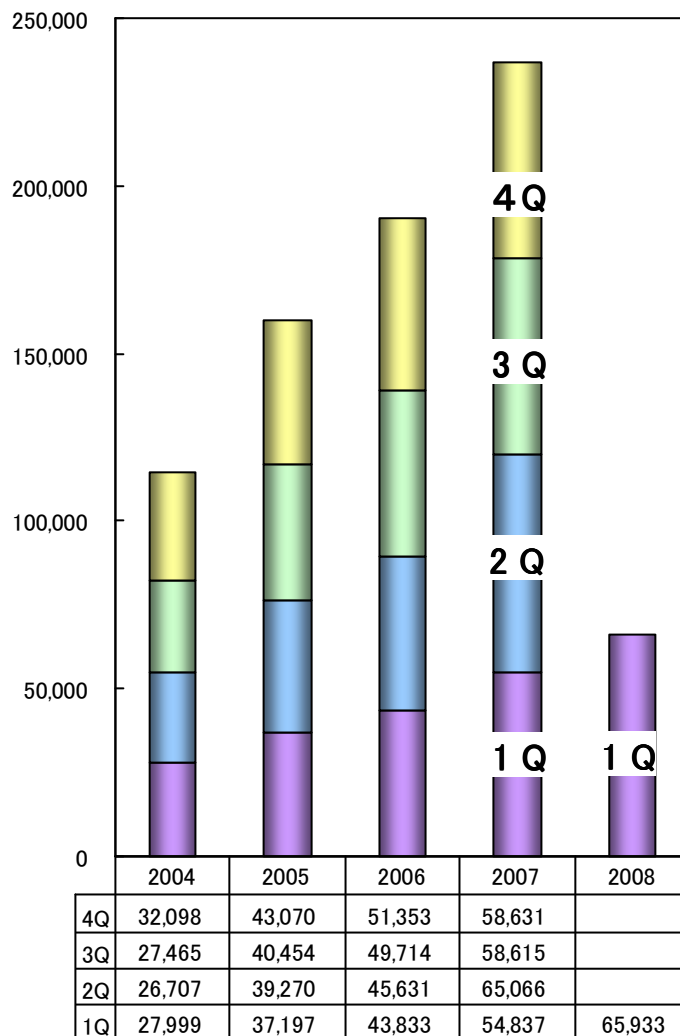
2. Internet Infrastructure

3. Internet Media

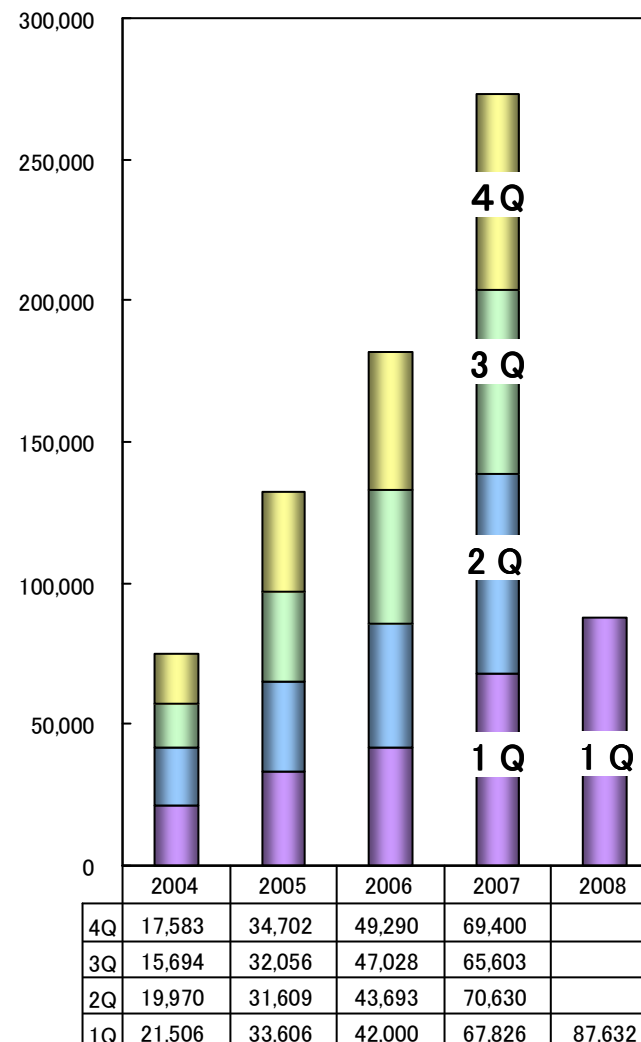
TSE Stock Code: 9449



New Domain Registrations



Renewals



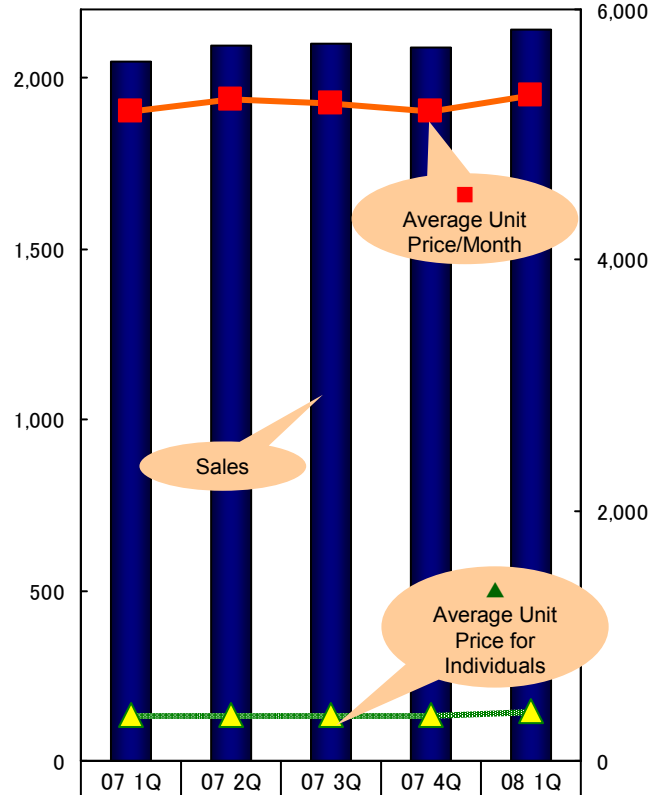
Web Hosting

1. GMO Internet Group

2. Internet Infrastructure

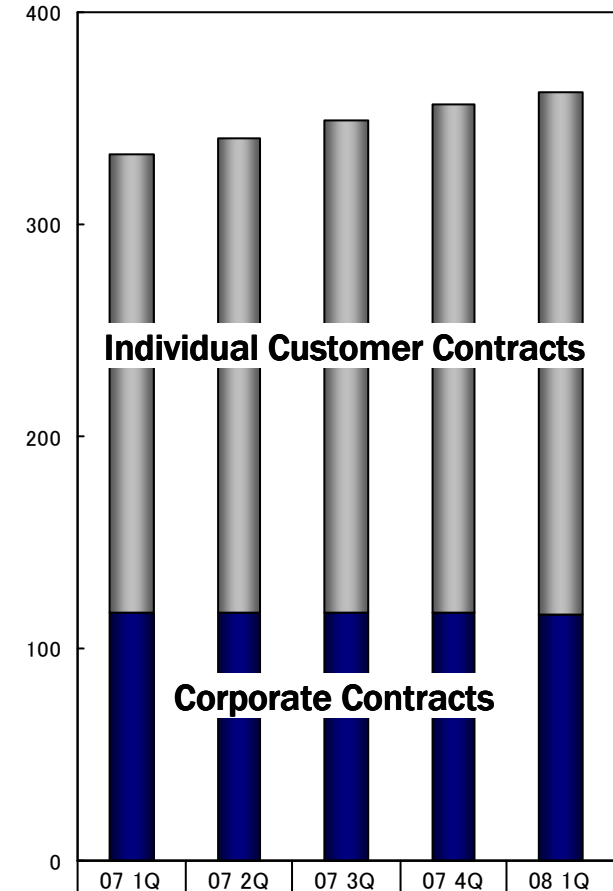
3. Internet Media

sales (¥millions) **Sales** unit price (¥) (thousands)



Sales	2,049	2,097	2,102	2,088	2,142
Average Unit Price per Month	5,179	5,278	5,246	5,187	5,313
Average Unit Price for Individuals	364	367	373	369	395

Contracts



Individual Contracts	216	224	232	240	246
Corporate Contracts	117	117	117	117	116

TSE Stock Code: 9449



1. GMO Internet Group

2. Internet Infrastructure

3. Internet Media

2. Internet Advertising Support (Media)

TSE Stock Code: 9449



Internet Advertising Agencies

1. GMO Internet Group

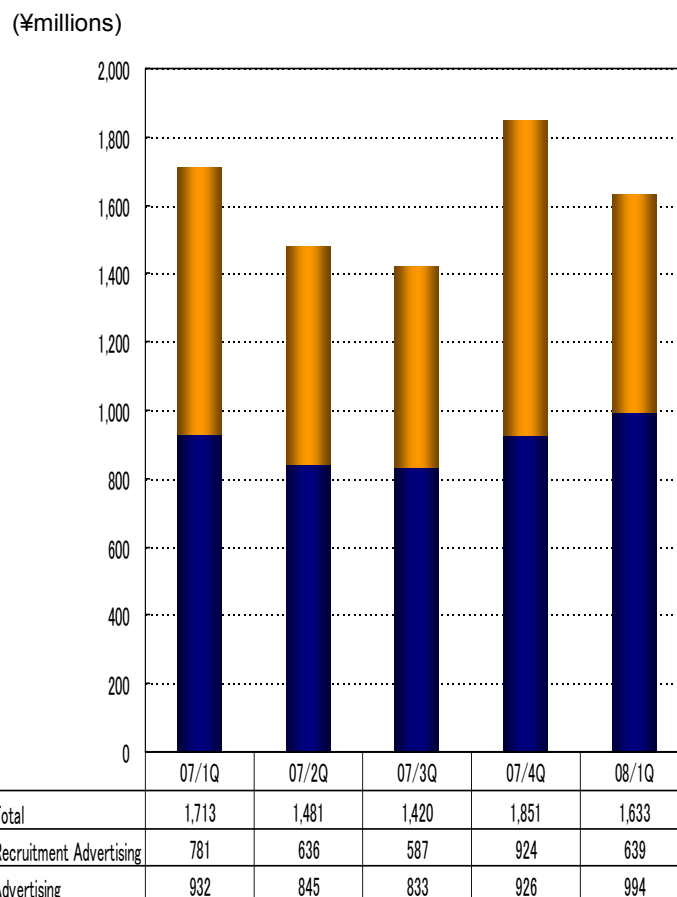
2. Internet Infrastructure

3. Internet Media

TSE Stock Code: 9449

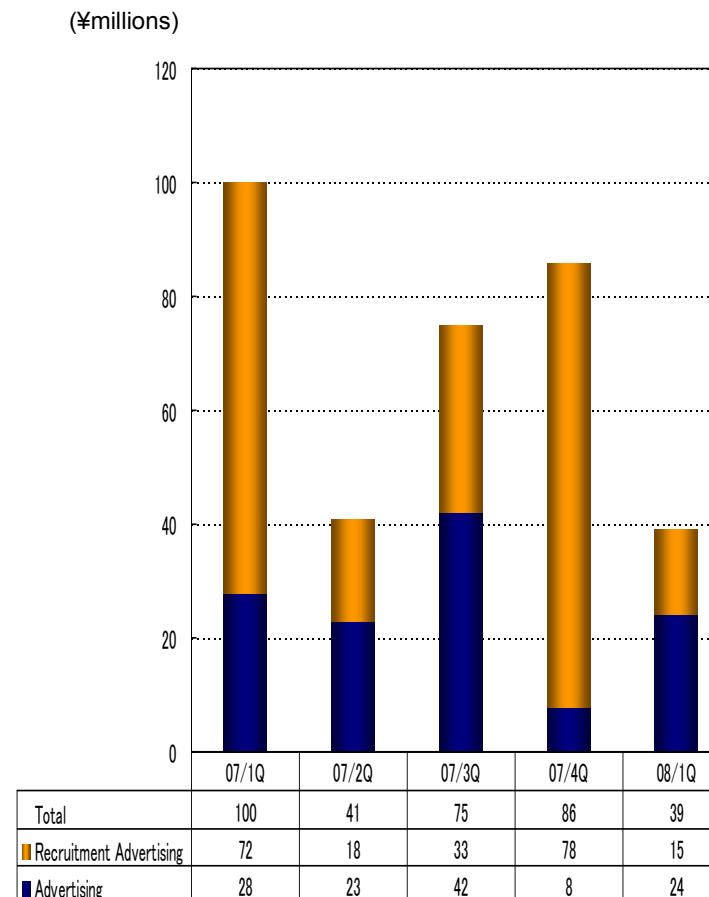


Internet Advertising Agency Sales



*Figures shown as released by Magclick, Inc.

Internet Advertising Agency Ordinary Profit



*Figures shown as released by Magclick, Inc.